

Adoption of the minutes of 207th SLBC meeting of AP held on 18.06.2019 and other meetings of SLBC held after 18.06.2019

The minutes of 207th SLBC meeting held on June 18th 2019 were circulated to the members of SLBC, LDMs and Government Departments concerned.

The minutes of Sub-committee meetings and Steering Committee meetings held after 18.06.2019 and up to 24.09.2019 were circulated to the members of SLBC, LDMs and Government Departments concerned. Details of the meetings held are furnished hereunder.

S N	Name of the Meeting	Date of Meeting held
1	207 th Meeting of SLBC of AP	18.06.2019
2	Sub-Committee Meetings on MSMEs	26.06.2019
3	Sub-Committee Meetings on YSR ASARA scheme.	04.07.2019
4	Sub-Committee Meetings on MSMEs	05.07.2019
5	Special Meeting on Issues related to loans extended to farmers, against pledge of Bengal Gram produce .	31.07.2019
6	Campaign for Generation of Ideas and Inter-Bank Consultation " State level Bankers'(PSB) Meet - Stage-II-Special SLBC.	22 nd & 23 rd 08.2019
7	Sub- Committee Meeting on Common Action Plan on implementation of Government Sponsored Schemes	30.08.2019
8	Sub-Committee Meeting of SLBC on opening of unencumbered Accounts. .	04.09.2019

These minutes may be taken as approved by the house as no amendments/changes were received by SLBC of Andhra Pradesh.

Major Action Points of earlier SLBC / Steering Committee Meetings – ATR

Action Point	Action initiated/Status								
Banks to cover unbanked villages having population more than 5000 with CBS enabled Banking Outlets as per RBI guidelines.	SLBC vide Lr. No. 2716/30/196/105 dated 05.07.2019 requested controllers of banks concerned to ensure that branches / CBS enabled banking outlets are invariably opened in the remaining 50 villages as per the directives of RBI at an early date. Present Status: <table border="1" data-bbox="705 1720 1423 1995"> <thead> <tr> <th>Particular</th> <th>As on 30.06.2019</th> </tr> </thead> <tbody> <tr> <td>No. of villages to be covered with banking outlets as per road map</td> <td>567</td> </tr> <tr> <td>No. of villages covered with CBS enabled Banking Outlet</td> <td>526</td> </tr> <tr> <td>No. of villages yet to covered</td> <td>41</td> </tr> </tbody> </table>	Particular	As on 30.06.2019	No. of villages to be covered with banking outlets as per road map	567	No. of villages covered with CBS enabled Banking Outlet	526	No. of villages yet to covered	41
Particular	As on 30.06.2019								
No. of villages to be covered with banking outlets as per road map	567								
No. of villages covered with CBS enabled Banking Outlet	526								
No. of villages yet to covered	41								

<p>Banks to take-up lending to tenant farmers in the right perspective and ensure that 100% target is achieved during 2019-20.</p>	<p>In view of slow progress SLBC vide Lr no 2716/30/302/171 date 06.09.2019 further advised all controlling authorities to speed up the process</p> <p>SLBC vide Lr. No. 2716/30//196/104 dated 05.07.2019 requested controllers of Banks concerned to take-up lending to tenant farmers in the right perspective and ensure that 100% target is achieved during 2019-20.</p> <p>Govt of AP has brought new act “Andhra Pradesh Crop Cultivators right 2019 act”, in Aug 2019 to provide all amenities including banking, insurance and other Govt benefits to tenant farmers without effecting rights of the owner of the land.</p>
<p>Under Government Sponsored Schemes Rs 1700 Cr subsidy amount is lying with bank branches without disbursement. All Banks are requested to ensure that the pending units are to be grounded by 31.07.2019.</p>	<p>SLBC vide Lr. No. 2716/30//196/103 dated 05.07.2019 requested controllers of Banks concerned to ensure that the pending units are to be grounded by 31.07.2019.</p> <p>Further During Sub Committee meeting conducted on 30.08.2019 it was resolved that,</p> <p>Subsidy amount of All pending units in respect of FY 2017-2018 & 2016-2017 to be returned by 15th Sep 2019.</p> <p>Grounding process of pending units of FY 2018-2019 to be completed by Nov 15th 2019 and subsidy to be returned by 30th Nov 2019 in case of pending units.</p>
<p>Hon’ble Chief Minister of Andhra Pradesh has requested the Banks and RBI to defer the auction process of Bengal Gram in Kurnool, Kadapa, Ananthapuram & Prakasam districts for a further period of 6 months.</p>	<p>SLBC vide Lr. No. 2716/30//196/78 dated 21.06.2019 requested RBI for Special dispensation to defer legal action on farmers who have not repaid the loans due to prevailing distressed conditions and low minimum market price for selling the produce as GoAP is contemplating to provide financial assistance of Rs.1,500 per quintal on Bengal gram.</p> <p>Subsequently SLBC arranged meeting with Major Banks on Issues related to loans extended to farmers, against pledge of Bengal Gram produce in presence of Principal Secretary, Agriculture & co-operation Department, GoAP and resolved that Banks should not resort to auction of Bengal gram</p>

	<p>produce till August Month end as Govt already issued GO no 52 dated 05.07.2019 on providing cash incentive of Rs 1500/quintal to Bengal gram produce loan farmers.</p> <p>O/o , Special Commissioner, Marketing, GoAP, vide email date 03.09.2019 informed that an amount of 23.17 Cr credited to 6714 farmers accounts till 03.09.2019.</p>
<p>Bankers who are yet to initiate the process to come-on to the board and complete the process of MoU with Welfare Department, GoAP and share data regularly for better recovery of the Government sponsored scheme loans.</p>	<p>SLBC vide Lr. No. 2716/30//196/102 dated 05.07.2019 requested controllers of banks concerned to initiate the process of MoU with Welfare Department, GoAP and share data regularly for better recovery of the Government sponsored scheme loans.</p> <p>This issue also discussed in sub committee meeting held on 30.08.2019 and SLBC vide Lr. No. 2716/30//256/190 dated 11.09.2019 requested controllers of banks concerned to complete the process of MoU</p>

AGENDA- 1

Review of Financial Inclusion initiatives, expansion of Banking Network and Financial Literacy:

A. Status of opening of Banking Outlets in Unbanked Villages:

Reserve Bank of India vide letter FIDD.CO.LBS.No.3712/02.01.001/2017-18 dated 05.06.2018 informed that at least 25 percent of the total number of Banking Outlets opened during a financial year should be opened in unbanked rural centres. A Unbanked Rural Centre (URC) is a rural (Tier 5 and 6) centre that does not have a CBS enabled Banking Outlet of a Scheduled Commercial Bank, a Small Finance Bank, a Payment Bank or a Regional Rural Bank or a branch of Local Area Bank or licensed Cooperative Bank for carrying out customer based banking transactions.

Further, it is informed that the banks should give priority to villages without a banking outlet having population more than 5000 (i.e. Tier 5 centres) and ensure that all such villages under their jurisdiction are covered with a Banking Outlet on a priority basis.

Progress in opening of Banking Outlets in villages with population more than 5000 as on 31.08.2019

No. of villages to be covered with banking outlets as per road map	567
No. of villages covered with CBS enabled Banking Outlet	526
No. of villages yet to be covered	41

Bank wise list of 41 unbanked villages having population more than 5000 is enclosed as Annexure.No.28

i).Bank wise Status:

S No	Bank	Total Number of villages allotted	Banking Outlets opened in	Pending	% of Achievement
1	Allahabad Bank	1	0	1	0.00
2	Andhra Bank	116	111	5	95.69
3	APGB	84	84	0	100.00
4	APGVB	16	16	0	100.00
5	Axis Bank	1	1	0	100.00
6	BOB	6	2	4	33.33
7	BOI	14	14	0	100.00
8	Canara Bank	9	7	2	77.78
9	CBI	7	0	7	0.00
10	CGGB	39	38	1	97.44
11	Corporation Bank	14	9	5	64.29
12	HDFC	2	1	1	50.00
13	Indian Bank	30	28	2	93.33
14	Indian Overseas Bank	1	1	0	100.00
15	Karur Vysya bank	4	2	2	50.00
16	Kotak Mahindra	8	0	8	0.00
17	OBC	2	0	2	0.00
18	SBI	140	140	0	100.00
19	SGB	14	14	0	100.00
20	Syndicate bank	40	40	0	100.00
21	UBI	11	11	0	100.00
22	Uco Bank	1	1	0	100.00
23	Vijaya Bank	7	6	1	85.71
	Grand Total	567	526	41	92.77

RBI vide Lr no FIDD.CO.LBS.No.299/02.01.001/2019-20 dated 30.07.2019 clarified that opening of Access Points (AP) by a Payments Bank (including India Post Payments Bank) shall be considered for coverage under the road map, subject to meeting requirements as per definition of a Banking Outlet (BO) contained in para 3.1.1 of RBI Circular BR.No.BAPD.BC.69/22.01.001/2016-17 dated May 18, 2017 on 'Rationalization of Branch Authorization Policy - Revision of Guidelines' (updated time to time).

Banks are requested to cover villages with CBS enabled Banking Outlets instead of covering through BCs. Further, Banks are requested to complete the process of opening of CBS enabled banking outlets in Unbanked Rural Centres (URC) in villages with above 5000 population villages immediately.

Villages identified as inadequately covered or uncovered by financial infrastructure within 5 km radius in our state.

DFS, MOF, Gol vide Lr no 08.04.2014 FI Date 22.07.2019 informed that, as per the information available in **Jan Dhan Darsak GIS App 96 villages** are identified as inadequately covered or uncovered by financial infrastructure either through Branch/BC /post offices within 5 km radius in our state.

Subsequently, SLBC has worked out an action plan and mapped 93 villages with banking facilities by Bank Branch/BC / post office. All the 93 village details are uploaded in **Jan Dhan Darsak GIS App**. SLBC of AP informed to DFS that, the remaining of 3 villages Viz., Kudamaluru, Peddayapalli, Mallemadugu in YSR Kadapa District were not in existence as they were submerged in Somasila Project back water.

ii) Banking Infrastructure details in Visakhapatnam district (one of the 30 re categorized most affected LWE districts in the country):

Position of Number of Bank Branches & ATMs in Visakhapatnam District

As on	Branches					ATMs
	Rural	Semi Urban	Urban	Metropolitan	Total	
31.03.2017	194	97	136	337	764	1162
31.03.2018	181	107	103	371	762	1153
31.03.2019	173	113	40	442	768	1244
30.06.2019	173	115	43	443	774	1247

East Godawari , West Godawari and Guntur are other LWE normal effected districts.

B. Review of Operations of Business Correspondents:

1) Deployment of Bank Mithras: Status as on 30.06.2019.

District	GPs	No. of SSA Points	SSAs covered through Branches	SSAs covered through BCs / Other Modes	Active BCs	Inactive / Attrition BCs
Srikakulam	1099	662	113	549	536	13
Vizianagaram	921	550	99	451	435	16
Visakhapatnam	925	620	132	488	471	17
East Godavari	1069	821	211	610	580	30
West Godavari	908	677	277	400	388	12
Krishna	970	439	172	267	265	2
Guntur	1011	974	431	543	535	8
Prakasam	1030	626	313	313	309	4
SPS Nellore	940	559	187	372	366	6
Chittoor	1363	952	198	754	742	12
YSR Kadapa	790	516	269	247	244	3
Anantapuramu	1003	901	190	711	710	1
Kurnool	889	747	188	559	558	1
Total	12918	9044	2780	6264	6139	125

Bank wise status of Inactive / Attrition BCs as on 30.06.2019 is placed as **Annexure.No.29**.

NABARD introduced a scheme to train BCs for 3 days under capacity building programme and NABARD would reimburse the cost of training and examination fee. They have recommended IIBF one of the institution for training of BCs.

All banks are requested to make note of above scheme and recommend BCs working in their bank to capacity building training programme to hone skills for better performance..

All banks are requested to deploy the BCs in all inactive locations to cater to the banking needs of public.

C. Progress in increasing Digital Modes of Payment in the State:

i) Availability of ATMs in the State of Andhra Pradesh:

As on	No. of ATMs
31.03.2016	8210
31.03.2017	8908
31.03.2018	8981
31.03.2019	9600
30.06.2019	9611

D. Status of rollout of Direct Benefit Transfer in the State:

i. Progress on Accounts opened under PMJDY as on 31.08.2019

Bank Type	No of Accounts- Rural & semi urban	No of Accounts- Urban	Total No of Accounts	Total Deposits (Crores)	Zero Balance Accounts	Rupay Card Issued	Aadhar Seeded
Public Sector Banks	3566655	4149828	7716483	1512.79	727868	6559414	6792901
Regional Rural Banks	1353632	681779	2035411	341.15	69540	1319561	1958899
Private Sector Banks	115126	277626	392752	56.27	159138	375694	342672
Grand Total	5035413	5109233	10144646	1910.22	956546	8254669	9094472
% to Total Accounts					9.4%	81.4%	89.6%

E. Review of inclusion of Financial Education in the School Curriculum, Financial Literacy initiatives by Banks:

Financial Literacy Centres and Rural Branches have been directed by RBI to conduct Financial Literacy camps. As per RBI instructions, "School Children" is one of the target groups for conducting specific camp.

Controlling authorities of all Banks are requested to advise all FLCs and Rural branches to invariably conduct the Financial Literacy camps for creating financial awareness to school children.

Further, it is informed by RBI that the Central Board of Secondary Education had developed financial education material which has been suitably incorporated in the school curriculum in various States.

Government of Andhra Pradesh is requested to explore the possibility of including Financial Education in school curriculum.

F. Creating awareness about Various Schemes:

Financial Literacy Centers (FLCs) - Position in A.P as on 30.06.2019:

Particulars	No. of FLCs
Number of FLCCs operating in the District Head Quarters	20
Number of FLCCs operating in Lead District Offices	8
Number of FLCCs operating in Other Places	57
Total	85

Conduct of Financial Literacy Camps: All FLCs have been directed by RBI to conduct Financial Literacy camps as under:

- ❖ Two camps per month on 'Going Digital' through UPI and *99# (USSD)
- ❖ Five Target Specific Camps per month covering the target Groups of Farmers, SMEs, SHGs, School Children and Senior Citizens

All Rural Branches of banks are required to conduct one Financial Literacy Camp per month (on the third Friday of each month after branch hours). This camp will cover all the messages that are part of the Financial Awareness Messages (FAME) Booklet and the two digital platforms UPI and *99# (USSD).

Number of Camps conducted by FLCs & Rural Branches during FY 2019-20.

Particulars	June 2019 Quarter
No. of FLCs	85
No. of Special Camps by FLCs	375
No. of target Specific camps by FLCs	560
No. of Camps by Rural Branches / Banking Outlets	4031

Controlling authorities of all Banks are requested utilize the Financial Inclusion Fund provided by NABARD and to advise all FLCs and Rural branches to invariably conduct the Financial Literacy camps and create awareness about various schemes, subsidies, facilities e.g. crop insurance, renewable energy etc

G. Status of Financial Inclusion in the State of Andhra Pradesh:

i) Progress report - Number of Enrollments under Social Security Schemes as on 31.08.2019

Type of Bank	Pradhan Mantri Suraksha Bima Yojana (PMSBY)	Pradhan Mantri Jeevan Jyoti Bima Yojana (PMJJBY)
PSBs including RRBs	7194154	1835966
Pvt. Sector Banks	567650	76810
Co-operative Banks	63844	19206
Grand Total	7825648	1931982

ii) Atal Pension Yojana :

Performance of Banks in the State during financial year 2019-20 up to 31.08.2019:

Type	Target	Achievement	% of Achievement
PSBs	274200	96477	35.18
Pvt. Sector Banks	48420	2964	6.12
RRBs	64250	9054	14.09
Others	8520	1986	23.30
Grand Total	395390	110481	27.94

Bank wise performance under APY as on 31.08.2019 is placed as **Annexure.No.30**

Atal Pension Yojana (APY) New Campaign -“APY CITIZEN'S CHOICE 2019”

DFS/PFRDA has launched a “APY CITIZEN'S CHOICE 2019” Campaign observed from 1st August to 31st August 2019. The Campaign was meant only for SLBC/Lead District Managers(LDMs), State Offices of Public Sector/Private Banks and RRBs operating in the states. SLBC of AP was given a target of 46000 funded APY enrollments. Town hall meetings had been conducted in districts Viz, YSR Kadapa, Srikakulam, Krishna, Vizag and Ananthapur to publicize the scheme, PFRDA official have participated in the meeting conducted on 29.08.2019 at Vijayawada. The meeting details are furnished below.

Name of the District	Date of town hall meeting
Srikakulam	07.08.2019
Ananthapur	08.08.2019
YSR Kadapa	13.08.2019
Vizag	22.08.2019
Krishna	29.08.2019

Against the total target of 46000 enrollments 91 % of target achieved with 41221 APY enrollments.

Since APY is a flagship pension scheme of GoI, a concerted and collaborative action is required from all banks considering the huge pension coverage gap existing in the country.

AGENDA- 2

Review of Credit Disbursement by Banks

A. Achievement under ACP of the State, Priority Sector Lending:

i) Banking at a Glance in Andhra Pradesh as on 30.06.2019

(Amount in Crores)

Total Number of Bank Branches		
Rural - 2627 Semi Urban - 2286		7425
Urban - 1831 Metro - 681		
Total Deposits in the State		307173
Total Advances in the State		395617
Credit Deposit Ratio (RBI norm -60%)		128.79%
Total Priority Sector Advances		236965
% of Priority Sector Advances to ANBC (RBI Norm 40%) of which		59.63%
Agricultural Advances		146170
% of Agrl. Adv. to ANBC (RBI norm - 18%)		(36.78%)
Of which		
Small & Marginal Farmers (RBI norm – 8% of ANBC)		88472 (22.36%)
Micro & Small Enterprises (% to ANBC)		52925 (13.31%)
Out of which Micro Enterprises (RBI norm – 7.5% of ANBC)		26980 (6.78%)
Medium Enterprises		6661
Total MSME (% to ANBC)		59586 (15.01%)
Export Credit		545
Education		3857
Housing		24629
Social Infrastructure		57
Renewable Energy		49
Others		2069
Out of Total Priority Sector Advances, finance to:		
	SHGs	24732
	Advances to Weaker Sections (RBI norm - 10% of ANBC)	91028 (23.00%)
	Advances to Women (RBI norm -5% on NBC)	35818 (9.01%)
	Advances to SC/ST	14353
	Advances to Minorities	14808

Note: % is calculated on total advances of 31st March of previous year instead of ANBC which is not available for the State.

ii) Banking Key Indicators of Andhra Pradesh:

(Amount in crores)

S. No	PARTICULARS	As on 31.03.2017	As on 31.03.2018	As on 31.03.2019	As on 30.06.2019
1.	Number of Branches:				
	Rural	2,777	2,730	2,650	2627
	Semi Urban	2,090	2,165	2,228	2286
	Urban	1,940	1,850	1,839	1831
	Metro	351	440	662	681
	Total	7,158	7,185	7,379	7425
2.	Deposits	2,62,556	2,85,858	3,12,642	307173
3.	Incremental Deposits (% of increase)	44,534 (20.43%)	23,302 (8.88%)	26,784 (9.37%)	-5469 (-1.74%)
4.	Advances	2,73,372	3,32,021	3,97,350	395617
5.	Incremental advances (% of increase)	31,061 (12.82%)	58,649 (21.45%)	65,329 (19.68%)	-1733 (-0.43%)
6.	C.D.Ratio (RBI norm - 60%)	104.12%	116.15%	127.09%	128.79
7.	Incremental CD Ratio	69.75%	251.69%	243.91%	31.68%

iii) Comparative Statement of Banking Key Indicators: Number of Branches

Particulars	As on 31.03.2018	As on 30.06.2018	As on 31.03.2019	As on 30.06.2019	Increase in No. of Branches over June 2018	Increase in No. of Branches over March, 2019
Rural	2,730	2742	2,650	2627	-115	-23
Semi Urban	2,165	2172	2,228	2286	114	58
Urban	1,850	1855	1,839	1831	-24	-8
Metro	440	444	662	681	237	19
Total	7,185	7213	7,379	7425	212	46

(Amount in crores)

Particulars	As on 31.03.2018	As on 30.06.2018	As on 31.03.2019	As on 30.06.2019	Increase over June 18	Increase over March,19
Deposits	2,85,858	2,92,573	3,12,642	3,07,173	4.99	-1.75
Advances	3,32,021	3,38,558	3,97,350	3,95,617	16.85	-0.43

Comparative statement of Banking Key Indicators as on 30.06.2018 vis-à-vis 30.06.2019 between Public Sector vis-à-vis Private Sector, RRBs & Cooperative Banks:

(Amount in crores)

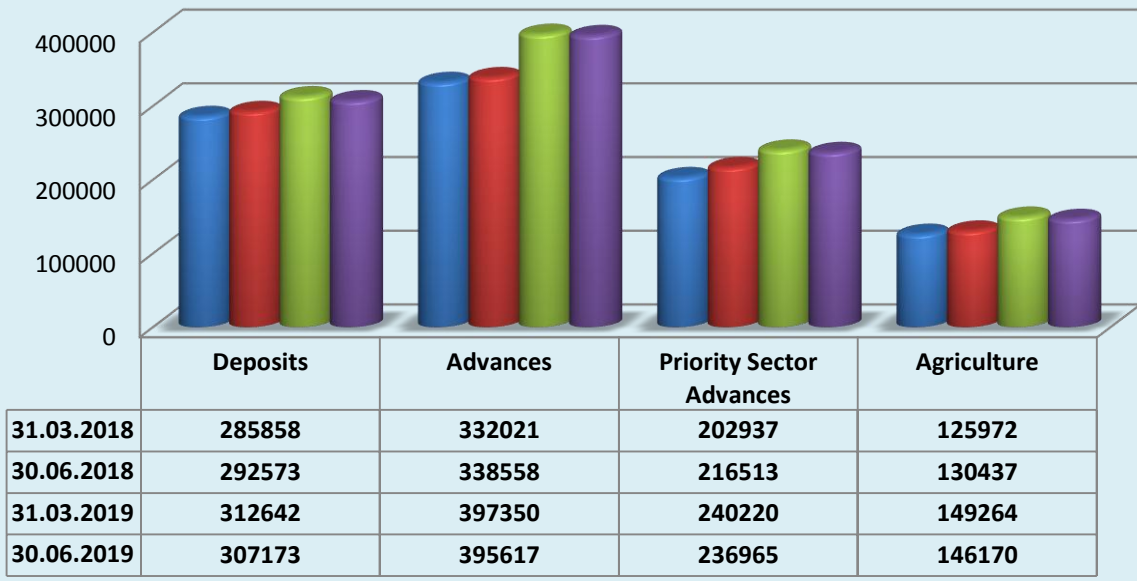
Category	Public Sector Banks		Pvt. Sector Banks		RRBs		Co-op. Banks		Others (APSFC)	
	30.06.18	30.06.19	30.06.18	30.06.19	30.06.18	30.06.19	30.06.18	30.06.19	30.06.18	30.06.19
Rural Br.	1565	1490	162	189	824	787	191	161	0	0
Semi Urban Br	1447	1466	342	373	274	311	109	136	0	0
Urban Br	1243	1139	370	420	124	138	104	120	14	14
Metro Br	327	475	80	166	35	35	2	5	0	0
Total Br	4582	4570	954	1148	1257	1271	406	422	14	14
Deposits	216445	213852	40730	51551	26952	30464	8446	11306	0	0
Advances	243990	280516	55162	70244	24715	28137	13790	15877	901	843

iv) Statement of Priority Sector Advances (Outstanding)

(Amount in crores)

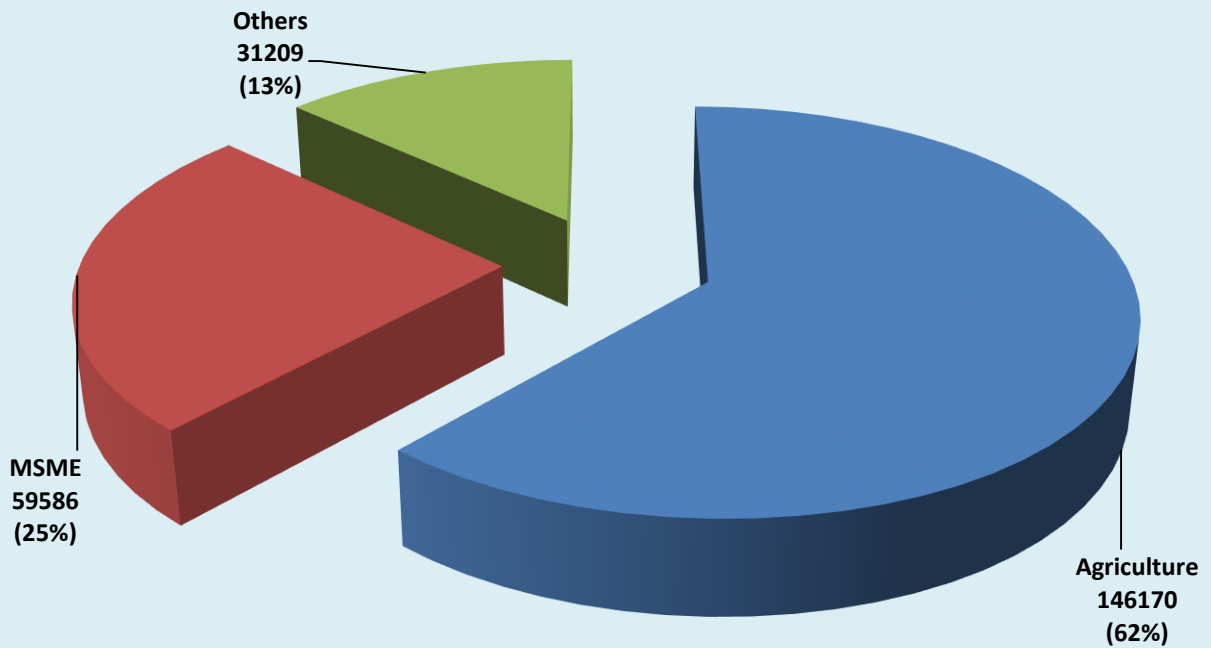
S N	Particulars	As on 31.03.16	As on 31.03.17	As on 31.03.18	As on 31.03.19	As on 30.06.19
1	Short Term Production loans	67,174	72,591	83,084	98,078	97878
2	Total Agrl. Term Loans	32,749	36,617	42,888	51,186	48292
3	Total Agrl. Advances	99,923	1,09,208	1,25,972	1,49,264	146170
	% of Agrl. Advances to ANBC (RBI norm-18%)	46.30%	45.07%	46.08%	44.96%	(36.78%)
4	Micro & Small Enterprises (% to ANBC)	36,218 (16.78%)	38,971 (16.08%)	41,372 (15.13%)	51,398 (15.48%)	52925 (13.31%)
	Medium Enterprises (Classified as Priority Sector w.e.f. 23.04.2015)	4,765	5,012	5,886	6,627	6661
	MSME Total (% to ANBC)	40,983 (18.99%)	43,983 (18.15%)	47,258 (17.29%)	58,025 (17.48%)	59586 (15.01%)
5	Export Credit	961	807	199	543	545
6	Others' under Priority Sector Advances (% to ANBC)	27,255 (12.63%)	28,883 (11.92%)	29,508 (10.79%)	32,388 (9.75%)	30664 (7.75%)
	Total Priority Sector Advances	1,69,122	1,82,881	2,02,937	2,40,220	236965
	% of Priority Sector Advances to ANBC (RBI norm -40%)	78.37%	75.47%	74.23%	72.35%	59.63%

Banking Key Indicators (Rs in Crores)



■ 31.03.2018 ■ 30.06.2018 ■ 31.03.2019 ■ 30.06.2019

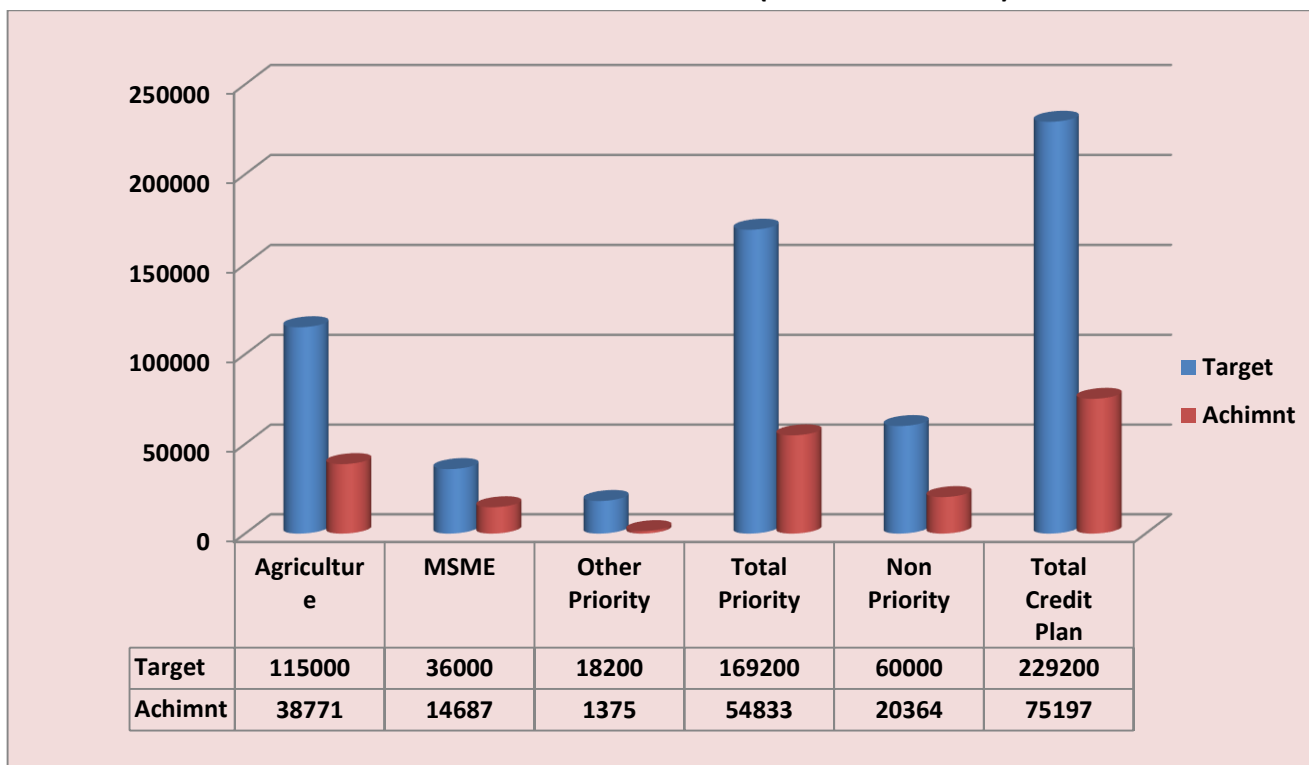
Priority Sector Advances as on 30.06.2019 (Rs in crores)



v) Achievement of Annual Credit Plan as on 30.06.2019:

(Rs. in crores)

Sl. No	Item	Target 2019-20	Achievement (Disbursements during 01.04.19 to 30.06.19)	% of Achievement
1	Short Term Crop Production Loans Khariff Rabi Total	51240 32760 84000	31296 ----- 31296	61.07% 37.25%
2	Agri.Term Loans Khariff Rabi Total	12000 12000 24000	5464 ----- 5464	45.53% 22.76%
3	Total Farm Credit Khariff Rabi Total	63240 44760 108000	36760 ----- 36760	58.12% 34.03%
4	Agriculture Infrastructure & Ancillary Activities Khariff Rabi Total	3500 3500 7000	2011 ----- 2011	68.06% 28.72%
5	Khariff Rabi Total Agriculture	66740 48260 115000	38771 ----- 38771	58.09% 33.71%
6	Micro, Small & Medium Enterprises	36000	14687	40.70%
7	Export Credit	200	0	0
8	Education	2733	255	9.33%
9	Housing	10778	839	7.78%
10	Others under Priority Sector including Social Infrastructure & Renewable Energy	4489	279	17.46%
11	Total Priority Sector	169200	54833	32.41%
12	Non Priority Sector	60000	20364	33.94%
13	Total Credit Plan	229200	75197	32.81%

ACP 2019-20-ACHIEVEMENT (Amount in Crores)**vi) Annual Credit Plan Achievement: Last Three years**

(Amount in crores)

S N	Item	2017-18 (31.03.2018)		2018-19 (31.03.2019)		2019-20 (30.06.2019)	
		Target	Achvmt	Target	Achvmt	Target	Achvmt
1	Short Term Production Loans	63106	67568	75000	76721	84000	31296
2	Total Agrl. Term Loans incl. allied activities	24365	21889	26564	29839	31000	7475
3	Total Agriculture	87471	89457	101564	106560	115000	38771
4	Non Farm Sector / Micro & Small Enterprises	25000	23798	28261	33815	36000	14687
5	Others' under Priority Sector including Export Credit	14335	7827	14395	9039	18200	1375
Total Priority sector		126806	121082	144220	149414	169200	54833

vii) Comparative statement of Credit Disbursements (Y-o-Y):

(Amount in crores)

Sl. No.	Item	Disbursements from 01.04.2018 to 30.06.2018	Disbursements from 01.04.2019 to 30.06.2019	% Increase
1	Short term Crop Production Loans	24059	31296	30.08%
2	Total Agriculture Term Loans including Allied activities	6948	7475	7.58%
3	Total Agriculture	31007	38771	25.04%
4	Non Farm Sector / MSME	9715	14687	51.18%
5	Other Priority Sector including Export Credit	2035	1375	-32.43%
6	Total Priority Sector	42757	54833	28.24%
7	Non Priority Sector	47234	20364	-56.88%
8	Total Credit Plan	89991	75197	-16.44%

B. Lending towards Government Sponsored Schemes: Government of India**i) Deendayal Antyodaya Yojana – National Urban Livelihoods Mission (DAY - NULM) Scheme:****Progress on SEP (Individual) and SEP (Groups) for the financial year 2019-20 as on 30.06.2019**

(Amount in crores)

S. No	Programme	Target		Achievement		% of Achievement	
		Physical	Financial	Physical	Financial	Physical	Financial
1	SEP (Individual)	15000	300.00	1124	9.24	7.50	3.08
2	SEP (Groups)	350	35.00	39	2.00	11.14	5.71

(Source: MEPMA)

ii) Prime Ministers Employment Generation Programme (PMEGP):

Target & Achievement under PMEGP for the year 2019-20 (as on 31.07.2019)

(Rs. in lakhs)

SN	Name of the Org.	Targets/Achv	Scheduled Caste			Scheduled Tribe			Women		
			No.of proj	M. Money	Emp.	No.of proj	M. Money	Emp.	No.of proj	M. Money	Emp.
1	KVIC, S.O., Vijayawada	Target	80	246.31	640	15	44.73	120	0	0.00	0
		Achievement	8	25.48	66	0	0.00	0	19	98.70	257
2	KVIB	Target	109	339.54	872	21	61.61	168	0	0.00	0
		Achievement	12	24.33	63	1	1.75	5	52	248.68	647
3	DIC	Target	108	344.60	864	20	62.48	160			
		Achievement	40	112.40	292	6	18.75	49	102	385.09	1001
4	KVIC,D.O., Vizag	Target	104	324.59	832	20	58.89	160			
		Achievement	1	1.05	3			0	12	77.18	201
	GRAND TOTAL	Target	401.00	1255.04	3208.00	76.00	227.71	608.00	0.00	0.00	0.00
		Achievement	61.00	163.26	424.00	7.00	20.50	54.00	185.00	809.65	2106

(Source: KVIC, Hyderabad)

KVIC, Mumbai vide Lr no PMEGP/Policy/2019-20 date 20.08.2019 informed that Ministry of MSME conveyed the approval for exemption of EDP training for claiming of Margin money till 30.09.2019. This facilitate to disburse first installment and upload margin money claim in online portal without waiting for EDP training . All the pending EDP training pertaining to cases sanctioned upto to 30.09.2019 shall be completed in next quarter i.e up to 31.12.2019.

iii) Handloom Weavers – Mudra Scheme:

Progress on implementation of Micro Units Development and Refinance Agency (MUDRA) scheme to the Handloom Weaver & Weaver Entrepreneurs in the state of Andhra Pradesh up to June, 2019 is as under:

(Rs. in Lakhs)

No. of Applications Forwarded to Banks (including pending applications upto previous year 2018-19)		Disbursed by Banks	
Physical	Financial	Physical	Financial
7256	4035.20	199	103.20

(Source: Handlooms & Textiles Department)

Progress under Mudra Loan for Weavers up to 30.06.2019 is enclosed as **Annexure No.31**

iv) Dairy Entrepreneurship Development Scheme (DEDS):

The Objectives of the scheme:

- ❖ To generate self-employment and provide infrastructure for dairy sector;
- ❖ To set up modern dairy farms and infrastructure for production of clean milk;
- ❖ To encourage heifer calf rearing for conservation and development of good breeding stock;
- ❖ To bring structural changes in the unorganized sector, so that initial processing of milk can be taken up at the village level;
- ❖ To upgrade traditional technology to handle milk on a commercial scale
- ❖ To provide value addition to milk through processing and production of milk products.

NABARD vide Lr no NABARD/135/40/2019/345 dated 22.05.2019 informed that the administrative approval for DEDS for the year 2019-20 has been received from Government of India.

Category wise Fund allocation for AP state for FY 2019-20 as under.

(Amt in lakhs)

State	Gen	SC	ST	Total
Andhra Pradesh	1158.09	297.57	152.80	1608.46

Financing Banks to claim subsidy in ENSURE portal (<https://ensure.nabard.org>) through their controlling office as per the following time norms.

- ❖ After sanction of proposal by a Bank, details as per the prescribed template to be uploaded in DEDS ENSURE portal within 30 days from date of sanction to block the subsidy.
- ❖ On successful upload and post validation, the bank will release and update the details of first installment within 30 days of first upload.
- ❖ In cases of first installment details not updated within 30 days, system will delete the application automatically as the budget cannot be earmarked for unlimited period.

Banks ,therefore ensure that, subsidy claims should be uploaded within stipulated time period.

All Banks are requested to issue necessary instructions to their branches to expedite the clearance of pending loan applications under ACABC scheme and also releasing bank finance to the trained candidates on priority.

v) Credit under DRI:

As on Year ended	Outstanding Rs. In Crores
March, 2017	33.41
March, 2018	33.12
March, 2019	45.65
June, 2019	36.75

The credit outstanding under DRI is Rs.36.75 Crores as on 30.06.2019 as against target of Rs.3973 Crores (i.e. 1% of the total outstanding advances of 31.03.2019 i.e. Rs.3,97,350 Crores).

The performance is negligible in comparison to the targets. All Banks are requested to make all out efforts to identify the eligible beneficiaries under DRI and to extend finance as per guidelines.

vi) **Stand up India Scheme:**

Performance under Stand Up India as on 31.08.2019									
Type of Bank	SC/ST			Women			Total		
	Targets	No. of Accounts Sanctioned	% of Achvt.	Targets	No. of Accounts Sanctioned	% of Achvt	Targets	No. of Accounts Sanctioned	% of Achvt.
Public Sector Banks	4594	971	21.14	4594	3068	66.78	9188	4039	43.96
Private Sector Banks	402	154	38.31	402	185	46.02	804	339	42.16
+RRBs	896	56	6.25	896	224	25.00	1792	280	15.63
Total	5892	1181	20.04	5892	3477	59.01	11784	4658	39.53

Bank wise performance is placed as **Annexure No.32**

(Source: www.standupmitra.in)

vii **Pradhan Mantri MUDRA Yojana (PMMY):**

Progress made under Pradhan Mantri MUDRA Yojana for the financial year 2019-20 as on 30.06.2019 in the state of Andhra Pradesh.

(Rs. in crores)

Type of Bank	Disbursements			Total Disbursements
	Shishu	Kishore	Tarun	
Public Sector Banks	82.56	763.06	512.4	1358.02
Private Sector Banks	30.11	251.57	139.6	421.28
RRBs	44.17	225.57	197.08	466.82
Others	167.92	70.75	29.66	268.33
Sub Total	324.76	1310.95	878.74	2514.45

Bank wise performance is placed as **Annexure No.33**

(Source: www.mudra.org.in)

Viii).Government Sponsored Schemes - Government of Andhra Pradesh:
Corporation wise achievement as on 17.09.2019 for the financial year 2018-19 (amt in lakhs)

Corp Name	Target		Sponsored by Bank		% of Achvt.		Subsidy Released		Loan Disbursed		% of Achvt.	
	Units	Amt	Units	Amt	Units	Amt	Units	Amt	Units	Amt	Units	Amt
ST Corp	15068	28877	11153	13640	74.02	47.24	8169	10190	4760	5901	58.27	57.91
SC Corp	73031	125578	73598	102405	100.78	81.55	34372	47320	2298 3	31767	66.87	67.13
(EBCs)	12498	27312	13390	20382	107.14	74.63	1260	2152	773	1303	61.35	60.53
BC Corp	53766	112137	74649	101524	138.84	90.54	15799	21195	9361	12660	59.25	59.73
APS Minorities Finance Corp	29564	57965	24629	35520	83.31	61.28	20578	29331	4567	6622	22.19	22.58
APS Chris inorities Fina Corp	2420	4690	1330	2416	54.96	51.51	972	1755	432	825	44.44	46.99
AP BhatrajaCoop Finance Corp	663	1754	247	387	37.25	22.09	247	387	96	156	38.87	40.37
M B C Welfare And Development Corp	3483	7380	2332	3431	66.95	46.49	104	130	104	130	100.00	100.00
Washermen Coop Finance Corp	9370	15747	8252	8921	88.07	56.65	527	592	527	592	100.00	100.00
Valmiki / BoyaCoop Finance Corp	6822	9813	6394	4376	93.73	44.59	5463	3613	1743	1210	31.91	33.50
A.P.VadderaCoop Finance Corp	5823	9947	4888	5013	83.94	50.40	4729	4800	1207	1227	25.52	25.56
Sagara / UpparaCoop Finance Corp	3736	7193	2521	2835	67.48	39.41	1480	1631	476	571	32.16	35.01
Nayee Brahmin Coop Finance Corp	5725	13681	4730	7338	82.62	53.64	3184	4890	1253	1800	39.35	36.82
Kummari / Salivahana Coop Finance Corp	3741	9370	2512	3748	67.15	40.00	1430	2129	477	716	33.36	33.61
Krishna Balija /Poosala Coop Fin Corp	1131	3001	514	927	45.45	30.89	416	795	104	207	25.00	26.09
A.P. Vysya Community Corp	1785	3904	2548	3969	142.75	101.66	0	0	0	0	0.00	0.00
Toddy Tappers Coop Finance Corp Ltd.	8663	15672	6295	7172	72.67	45.76	4921	5399	1206	1292	24.51	23.94
Viswabrahmins Coop Corp Ltd.	4205	9239	2704	3718	64.30	40.25	882	1128	439	534	49.77	47.35
Medara Finance Corp Ltd.,	1123	3022	387	596	34.46	19.72	294	454	40	68	13.61	14.98
Kapu Welfare and Development Corp	66693	144597	73918	105408	110.83	72.90	20888	31034	1025 2	15465	49.08	49.83
Grand Total	309310	610878	316991	433726	102.48	71.00	125715	168924	60800	83047	48.36	49.16

Corporation wise achievement as on 17.09.2019 for the financial year 2017-18 (Amt in lakhs)

Corp Name	Target		Sponsored by Bank		% of Achvt.		Subsidy Released		Loan Disbursed		% of Achvt.	
	Units	Amt	Units	Amt	Units	Amt	Units	Amt	Units	Amt	Units	Amt
ST Corp	10801	20222	8061	9697	74.63	47.95	8043	9678	7139	8607	88.76	88.93
SC Corp	93837	197669	74339	106211	79.22	53.73	74102	105912	65824	94657	88.83	89.37
EBC	8034	15755	4640	7803	57.75	49.53	4517	7600	3228	5481	71.46	72.12
BC Corp	64655	131658	73867	101817	114.25	77.33	73659	101552	59637	83085	80.96	81.81
APS Minorities Finance Corp	15761	38031	14817	20955	94.01	55.10	14691	20772	13765	19427	93.70	93.52
APS Christian Minorities Finance Corp	1918	5669	954	1719	49.74	30.33	932	1677	836	1503	89.70	89.63
BhatrajaCoop Finance Corp Ltd	872	1778	173	317	19.84	17.81	173	317	55	96	31.79	30.31
WashermenCoop Finance Corp Ltd.	3277	7708	2721	3284	83.03	42.61	2643	3231	1851	2182	70.03	67.54
Valmiki / Boya Coop Finance Corp Ltd	1210	4816	1686	1993	139.34	41.39	1673	1991	861	929	51.46	46.68
Vaddera Coop Finance CorpLtd	1948	4683	1196	1884	61.40	40.23	1196	1884	558	921	46.66	48.89
Sagara / Uppara Coop Finance Corp Ltd	1635	4863	964	1335	58.96	27.46	884	1215	528	715	59.73	58.79
Nayee Brahmin Coop Finance Corp Ltd	3116	7205	2475	3757	79.43	52.15	2063	2974	1789	2531	86.72	85.09
Kummari / Salivahana Coop Finance Corp Ltd.	2556	6169	1474	2115	57.67	34.28	1474	2115	1022	1452	69.34	68.68
Krishna Balija / Poosala Coop Finance CorpLtd	1242	2677	480	878	38.65	32.78	480	878	392	722	81.67	82.28
Toddy Tappers Coop Finance Corp Ltd.,	3690	6205	1902	2170	51.54	34.97	1867	2129	1270	1467	68.02	68.90
State Viswabrahmins Coop Corp Ltd.,	2240	5504	1539	2091	68.71	37.99	1339	1796	1022	1304	76.33	72.56
Medara Finance Corp Ltd.	1123	3390	672	1106	59.84	32.62	672	1106	543	877	80.80	79.34
Kapu Welfare and Development Corp	61888	128288	65776	94919	106.28	73.99	65167	94003	50492	74527	77.48	79.28
Grand Total	279803	592290	257736	364052	92.11	61.47	255575	360831	210812	300482	82.49	83.27

Corporation wise achievement as on 17.09.2019 for the financial year 2016-17 (Amt in lakhs)

Corp Name	Target		Sponsored by Bank		% of Achvt.		Subsidy Released		Loan Disbursed		% of Achvt.	
	Units	Amt	Units	Amt	Units	Amt	Units	Amt	Units	Amt	Units	Amt
ST Corp	6145	10974	3975	4734	64.69	43.14	3970	4729	3678	4375	92.64	92.51
SC Corp	46063	84159	32205	42493	69.92	50.49	32189	42477	30224	39748	93.90	93.58
BC Corp	65729	79472	48130	57893	73.22	72.85	48057	57812	43530	52425	90.58	90.68
APS Minorities Finance Corp	12787	23482	7851	8175	61.40	34.81	7746	8083	7501	7824	96.84	96.79
Christian Minorities Finance Corp	1131	2245	574	942	50.75	41.97	560	916	545	893	97.32	97.54
Bhatraja CoopFinance Corp Ltd.	1346	3094	179	190	13.30	6.14	179	190	135	119	75.42	62.63
Washermen Coop Finance Corp Ltd.	4628	9618	2734	2390	59.08	24.85	2723	2385	2186	1961	80.28	82.21
Valmiki / Boya Coop Finance Corp Ltd	3243	4217	2172	1215	66.98	28.81	2026	1140	1518	817	74.93	71.70
Vaddera Coop Finance CorpLtd.	4370	6597	2641	1958	60.43	29.68	2608	1923	2204	1652	84.51	85.90
Sagara / Uppara Coop Finance Corp Ltd.	3633	6359	2090	1698	57.53	26.70	2060	1668	1688	1302	81.94	78.05
A.P.Nayee Brahmin Coop Finance CorpLtd.	4427	8715	1562	1320	35.28	15.15	1526	1280	1161	948	76.08	74.03
A.P.Kummari / SalivahanaCoop Finance CorpLtd.	3253	5752	1561	1449	47.99	25.19	1561	1449	1260	1188	80.72	81.95
Krishna Balija / Poosala Coop Finance CorpLtd.	1261	2854	143	124	11.34	4.34	143	124	123	101	86.01	81.45
A.P. State Viswabrahmins Coop Corp Ltd	2864	6146	1363	1786	47.59	29.05	1339	1762	996	1314	74.38	74.57
A.P. Medara Finance Corp Ltd.	1504	3640	433	447	28.79	12.28	433	447	382	405	88.22	90.60
A.P State Kapu Welfare and Development CorpLtd.	55717	88391	58721	75022	105.39	84.88	58711	75020	51482	66045	87.69	88.04
Grand Total	218101	345715	166334	201836	76.26	58.38	165831	201405	148613	181116	89.62	89.93

Sericulture: Achievement as on 31.07.2019

(Amt. in Lakhs)

	Target 2019-20		Sanctioned		Grounded		% of Achievement against Sponsored
	Number	Amount	Number	Amount	Number	Amount	Number
On Farm	1919	3232.00	198	183.00	109	81.00	10.31%
Non Farm	92	1080.50	2	8.00	2	8.00	2.17%

(Source: Department of Sericulture)

ix).Repayment Tracker – Data Sharing with Social Welfare Department: Status as on 16.08.2019

S.NO	BANK NAME	MOU STATUS	DATA SHARING	REMARKS
1	STATE BANK OF INDIA	Completed	Test Data Shared	Only Loan data shared for 18000 records. Remaining data is pending to share.
2	ANDHRA BANK	Completed	Regularly	Data Shared till May
3	APGB	Completed	Regularly	Data Shared till date.
4	CGGB	Completed	Regularly	Data Shared till date.
5	APGVB	Completed	Regularly	Data Shared till date.
6	PNB	Completed	Regularly	Data Shared till January.
7	SYNDICATE BANK	Completed	Regularly	Data Shared till April. Problem with database access
8	CANARA BANK	Completed	Regularly	Data Shared till April
9	AXIS Bank	Completed	Regularly	Data Shared till April.
10	CITY UNION BANK	Completed	Shared	Data Shared only for the month of January and February.
11	INDIAN BANK	Completed	Shared	Data was received on 22-03-2019, but there are some gaps in the data. After several followups no data received.
12	UNION BANK OF INDIA	Completed	Shared	Only Loan Information shared, Transaction information is not as per the format i.e., Overdue column is missing. Requested an official mail regarding the same.
13	BANK OF BARODA	Completed	Shared	Data shared file is not in text format. Unable to retrieve data
14	CENTRAL BANK OF INDIA	Completed	Shared	Loan account details are not provided. There are some gaps in transaction data,
15	SAPTHAGIRI BANK	Completed	Shared	Data Shared till January but transaction information is not as per the format.
16	INDIAN OVERSEAS BANK	Completed	Shared	Data is not shared as per the format. Loan Amount is Zero for few records.
17	APCOB	Completed	Test Data Shared	Data Not shared Problem with database access. Waiting for approval.
18	KARUR VYSA BANK	Completed	Not Started	Data Not shared.
19	BANK OF INDIA	Completed	Not Started	Data shared to Bank, Data Pending with Head office for sharing. No Data Received
20	HDFC Bank	Completed	Not Started	Data shared to Bank, Data Pending with Head office for sharing.
21	UNITED BANK OF INDIA	In progress		Yet to receive permission from Zonal Office for taking up MOU.

Banks which have completed MoU process share the data to Department regularly before 10th of succeeding month without fail. Banks which have not completed the MoU process ensure signing of MoU for sharing information with Social welfare Department, GoAP for the purpose of repayment tracking.

x).Overdue position under Government Sponsored Schemes as on 30.06.2019

(Rs. In Crores)

	Outstanding		Over Dues				Non – Performing Assets		
	No. of A/Cs	Amt	No. of overdue A/Cs	Total balance in OD A/Cs	Actual OD Amt	% of Actual OD to O/s	No. of A/Cs	Amt	% of NPA to O/s
State G.S.S	750410	10347.72	177171	1855.44	689.50	6.66%	65977	473.10	4.57%
Central G.S.S	1230593	20647.12	243897	3233.67	781.25	3.78%	59440	485.62	2.35%
SGSY / NRLM	368881	11254.26	38021	889.56	231.62	2.05%	9115	126.35	1.12%
SJSRY / NULM	82709	2214.25	10910	156.20	78.00	3.52%	5663	41.36	1.86%
PMRY/PMEGP	13594	309.14	6614	132.44	49.80	16.11%	4176	46.18	14.94%

C. Flow of Credit to Micro, Small & Medium Enterprises (MSME) Sector and Affordable Housing:**i) Position of lending under MSME sector**

(Amt. In Crores)

Particulars	Outstanding as on 31.03.2018		Outstanding as on 31.03.2019		Outstanding as on 30.06.2019	
	A/cs.	Amt.	A/cs.	Amt.	A/cs.	Amt.
Micro Enterprises	948358	22814	1199612	26514	1174519	26981
Small Enterprises	138286	18558	142150	24884	135559	25944
Total MSE	1086644	41372	1341762	51398	1310078	52925
% of Micro enterprises to total MSE	87.27%	55.14%	89.41%	51.59%	89.65%	50.97%
Medium Enterprises	82137	5886	8920	6627	8807	6661
Total MSME	1168781	47258	1350682	58025	1318885	59586

Outstanding position under Manufacturing and Service sectors as on 30.06.2019:

(Amt. in Crores)

Particulars	Manufacturing		Service		Total	
	A/cs.	Amt.	A/cs.	Amt.	A/cs.	Amt.
Micro Enterprises	128571	6157	1045948	20824	1174519	26981
Small Enterprises	39294	10345	96265	15599	135559	25944
Medium Enterprises	1957	3149	6850	3512	8807	6661
Total MSME	169822	19651	1149063	39935	1318885	59586

Micro, Small and Medium Enterprises (MSME) sector – Restructuring of Advances

Reserve Bank of India vide circular RBI/2018-19/100, DBR.No.BP.BC.18/21.04.048/2018-19 dated January 1, 2019 has communicated the guidelines that, with a view to facilitate meaningful restructuring of MSME accounts that have become stressed, it has been decided to permit a one-time restructuring of existing loans to MSMEs classified as 'standard' without a downgrade in the asset classification, subject to the conditions. Restructuring of Advances under MSME sector and the restructuring of the borrower account is implemented on or before March 31, 2020

As a first step for supporting and nurturing the growth of MSMEs, the Government of Andhra Pradesh has decided to support and monitor the implementation of 'One Time Restructuring (OTR) of MSME loans' scheme under an umbrella program "**Dr. Y.S.R Navodayam**" which creates a new ecosystem for MSMEs ensuring that all the eligible MSME units are covered for one-time Restructuring of accounts upto 31-03-2020. The excerpts of the scheme furnished below.

The Government of AP have decided to provide support by reimbursing 50% (not exceeding Rs.2,00,000/- (Two Lakhs) per account) of the auditor's fee for preparation of Techno Economic Viability (TEV) report, wherever such report is applicable, for the cases restructured by the banks under OTR. The details of units which are sanctioned incentives shall be shared with the concerned banks /branches in the district to enable the branches to work-out the OTR.

The District Level Committees shall be formed in all the Districts with the members, District Collector as Chairman, Lead District Manager (LDM) as convener, General Manager/Joint Director as Co-convener and DIC concerned, Controlling Authorities of Banks & NBFCs operating in the District level committee shall meet once in every month to monitor for the effective implementation to cover all the eligible units under this scheme.

District Cell under the General Manager, District Industries Centre, Lead District Manager and representatives of all operating Banks and NBFCs in the district, industry associations. (who are members of the DIPC in the district) will be formed. The members of District Cell shall meet at least once in a month. Key functions of District Cell will be awareness creation, daily coordination, monitoring of the progress and provide all necessary support to the entrepreneurs for accessing the scheme. District Cell will also obtain the branch wise and bank wise eligible units / accounts in the district and focus on One Time Restructuring (OTR) duly designating two days of a week (Wednesday and Friday) for this important purpose till all the eligible accounts are restructured. The MSME cells in the DICs, through the IPOs/ADs/DDs shall provide handholding support to all the restructured units for a period of 9 months to stabilize the accounts by giving all necessary support.

The NPA MSME accounts, which on release of already sanctioned incentive will become a standard account shall be considered for release of incentive on priority. All such accounts shall be jointly identified and recommended by the bank and General Manager, District Industries Centre concerned through District Level Committee. Necessary awareness creation in all the clusters has to be done and pamphlets need to be distributed to all eligible units on OTR. Necessary awareness through print and electronic media also may be done in all 13 districts. Sectoral Study/ meetings shall be conducted in all districts with sector specific enterprises/associations and bring out issues and address them.

OTR Eligible Accounts Bank wise as on 30.06.2019												Rs. in lakhs	
Sl.No	Bank Name	Loans up to Rs.10 Lakhs				Loans above Rs.10 Lakhs				Total			
		Eligible for Restructuring		Accounts already Restructured		Eligible for Restructuring		Accounts already Restructured		Eligible for Restructuring		Accounts already Restructured	
		No. A/C	Amt	No. A/C	Amt	No. A/C	Amt	No. A/C	Amt	No. A/C	Amt	No. A/C	Amt
1	Andhra Bank	28457	23236.98	13981	11074.43	497	33571.27	107	6612.96	28954	56808.25	14088	17687.39
2	Bank of Baroda	648	2077.16	648	2077.16	29	1273.51	29	1273.51	677	3350.67	677	3350.67
3	Bank of India	14089	15442.97	1617	1612.45	653	13868.20	24	505.86	14742	29311.17	1641	2118.31
4	Bank of Maharashtra	289	1883.48	0	0.00	0	0.00	0	0.00	289	1883.48	0	0.00
5	Canara Bank	6984	6849.86	6553	4816.83	651	44075.24	23	1208.88	7635	50925.09	6576	6025.71
6	Central bank of india	5	1.12	5	1.12	1	9.22	1	9.22	6	10.34	6	10.34
7	CGGB	13199	7362.90	143	99.89	38	532.49	1	23.39	13237	7895.40	144	123.28
8	Corporation Bank	2261	4017.76	139	298	276	15786.52	16	1289.48	2537	19804.28	155	1587.48
9	Federal Bank	0	0.00	0	0.00	4	383.75	0	0.00	4	383.75	0	0.00
10	IDBI	5	2.60	5	2.60	1	27.85	1	27.85	6	30.45	6	30.45
11	Indian overseas Bank	1080	906.90	1067	900.23	24	784.77	24	784.77	1104	1691.67	1091	1685.00
12	Indian Bank	7819	13620.07	6608	5808.63	1470	79368.83	307	12581.98	9289	92988.91	6915	18390.61
13	OBC	0	0.00	71	47.85	0	0.00	1	235.00	0	0.00	72	282.85
14	State Bank of India	26667	37713.00	8435	7753.22	2935	113752.00	90	14004.68	29602	151465.00	8525	21757.90
15	Syndicate Bank	1835	2002.59	265	358.81	124	5450.60	6	410.69	1959	7453.19	271	769.50
16	Union Bank of India	8716	10922.07	2188	3076.63	376	57511.00	5	117.43	9092	68433.07	2193	3194.06
Total		112054	126039.47	41725	37927.85	7079	366395.24	635	39085.69	119133	492434.72	42360	77013.55

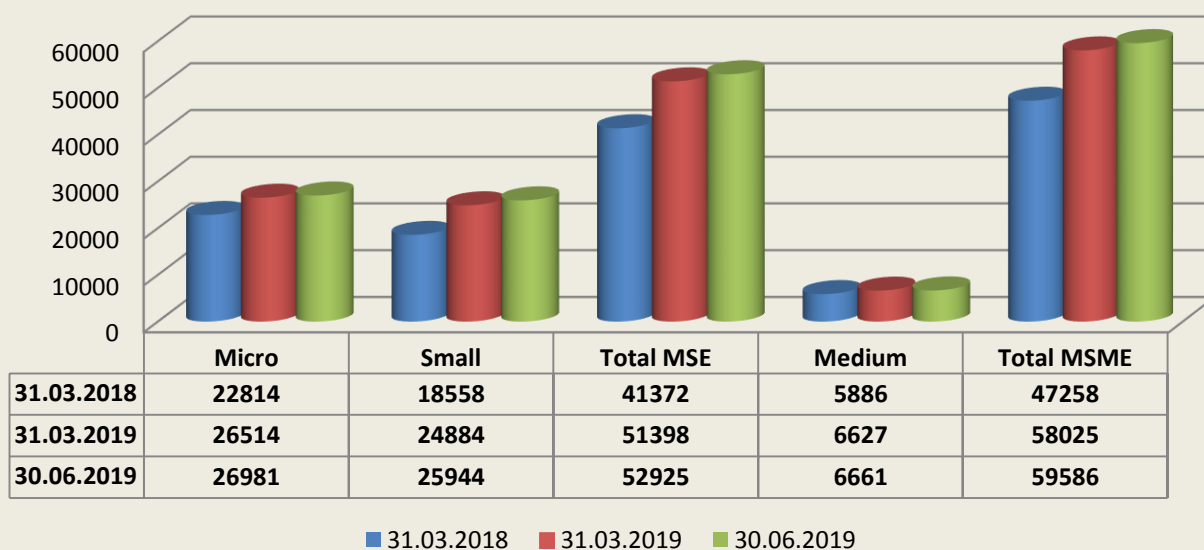
Disbursements under ACP 2019-20 for MSME sector

(Amt. in crores)

Sector	Target 2019-20	Achievement (Disbursements during 01.04.19 to 30.06.2019)	% of Achievement
Micro	18203	7257.51	39.87%
Small	14462	6079.54	42.04%
Medium	3335	1350.33	40.50%
Total	36000	14687.38	40.80%

PM's Task Force –Recommendations	Norm %	Actual %
Banks are advised to achieve a 20 per cent year-on-year growth in credit to micro and small enterprises (June, 2018 to June 2019)	20	22.89%
10 per cent annual growth in the number of micro enterprise accounts (June, 2018 to June 2019)	10	16.12%
60 per cent of total lending to MSE sector as on corresponding quarter of the previous year to Micro enterprises.	60	62.64%

Outstanding Position of Lending under MSME (Amount in crores)



ii) Credit Guarantee Fund Trust for Micro and Small Enterprises (CGTMSE) Scheme:

S. No	Year	Proposals covered during the year	
		No. of A/cs.	Amount (in Crs.)
01	2015-16	18514	384.55
02	2016-17	13909	385.43
03	2017-18	10136	340.87
04	2018-19	28152	795.43
05	2019-20	4160	173.13

District wise progress under CGTMSE up to 30.06.2019 during the financial year 2019-20 is placed as Annexure No.34.

Awareness session on Credit Guarantee Scheme (CGS) to all Member Bankers and related Government Officials was conducted by SLBC of AP on 20.07.2019 (Saturday) at Circle Office, Andhra Bank. The session was handled by Sri. C. Anburaj Asst. General Manager, CGTMSE, Mumbai

iii) Export Credit:

Outstanding position of finance under Export Credit as on 30.06.2019 placed as **Annexure No.13**

iv) Affordable Housing: Position of Housing Loans as on 30.06.2019

(Rs in Crores)

Year	Total Outstanding		Disbursements	
	No. of a/cs	Amount	No. of a/cs	Amount
2017-18	283326	22223	51189	4526
2018-19	300835	24371	86449	6451
2019-20	297044	24629	27036	839

v) Housing for All (Urban) under Pradhan Mantri Awas Yojana (PMAY):

Credit Linked Subsidy Scheme (CLSS):

Controlling authorities of all banks are requested to issue suitable instructions to the branches under their control and take steps to speed-up the implementation of PMAY-CLSS.

vi) Pradhan Mantri Awas Yojana (PMAY) - Housing for All (Urban) - Affordable Housing in Partnership (AHP): Status up to 31.08.2019

(Amt. in Crores)

No. of Documents Submitted to Banks	No. of Loans Sanctioned	Amount Sanctioned	No. of Loans Released	Amount Released
70035	14560	430.10	9373	162.50

D. Grant of Education Loans:

i) Position of Education Loans as on 30.06.2019:

(Rs in Crore)

Year	Total Outstanding		Disbursements	
	No. of a/c s	Amount	No. of a/cs	Amount
2017-18	109144	4036	27637	656
2018-19	104597	3968	35779	796
2019-20	94751	3857	13514	255

E) Agriculture Sector:**Progress in lending to Agriculture Sector:**

(Rs. in Crores)

Sl. No	Item	Target 2019-20	Achievement (Disbursements during 01.04.19 to 30.06.19)	% of Achievement
1	Short Term Crop Production Loans			
	Kharriff	51240	31296	61.07%
	Rabi	32760	-----	
	Total	84000	31296	37.25%
2	Agri.Term Loans	12000	5464	45.53%
	Kharriff			
	Rabi	12000	-----	
	Total	24000	5464	22.76%
3	Total Farm Credit			
	Kharriff	63240	36760	58.12%
	Rabi	44760	-----	
	Total	108000	36760	34.03%
4	Agriculture Infrastructure & Ancillary Activities			
	Kharriff	3500	2011	68.06%
	Rabi	3500	-----	
	Total	7000	2011	28.72%
5	Kharriff	66740	38771	58.09%
	Rabi	48260	-----	
	Total Agriculture	115000	38771	33.71%

i) Progress in lending to Cultivators (Tenancy):

Finance extended to LEC holders during 2019-20 up to 30.06.2019 is as follows:

(Rs. in crores)

Target for finance to Tenant farmers		Finance to Tenant farmers through	Achievement	
Accounts	Amount		Accounts	Amount
935123	8400	LECs	43160	324.55
		CoCs	11125	90.99
		JLGs	20308	170.65
		RMGs	7414	90.45
		Others	5244	50.86
		Total		87251
		% of Achievement	9.33	8.66

(LEC-Loan Eligibility Card, CoC-certificate of Cultivation, JLG-Joint Liability Group, RMG-Rythu Mitra Group)

Bank wise performance is placed as **Annexure.No.35**

ii) Progress in Lending to Agriculture Term Loans & Allied Activities:

(Amount in crores)

Sector	Target	Achievement	% of Achievement
Minor Irrigation	1442	30.85	2.14
Farm Mechanization	2712	86.49	3.19
Plantation & Horticulture	1506	14.10	0.94
Forestry and Wasteland Development	447	0.44	0.10
Dairy	6445	380.34	5.90
Poultry	1276	123.41	9.67
Sheep / Goat / Piggery	1220	52.64	4.31
Fisheries	1917	59.50	3.10

iii) Pradhan Mantri Fasal Bima Yojana (PMFBY) / Restructured Weather Based Crop Insurance Scheme (RWBCIS): Kharif-19 & Rabi, 2019-20:

Government of Andhra Pradesh has issued orders for Notification of Crops and Areas (District-wise) for implementation of Pradhan Mantri Fasal Bima Yojana (PMFBY) & Restructured Weather Based Crop Insurance Scheme (RWBCIS) for Kharif, 2019 & Rabi, 2019-20 in the State.

SLBC vide Lr. No: 2716/30/46/062 dated 30.05.2019 has already circulated the above G.Os to controlling authorities of all Banks and requested to communicate guidelines to branches for necessary implementation.

Govt of AP Scheme on Waiver of Insurance premium

Govt of Andhra Pradesh, vide GO no 62 dated 15.07.2019, issued orders for implementation of PMFBY and RWBCIS during Khariff 2019 and Rabi 2019-20 seasons. The State Government has decided to pay farmers share of premium on behalf of farmers from this year khariff 2019 onwards, to reduce financial burden on the farmers. Token amount of Rs 1/per transaction payable by farmers to facilitate electronic tracking. Payment of 4% banks service charges on farmers premium and service charges payable to the CSC for each successful transaction will be paid by the concerned insurance company only, not to be charged from the farmers. All other activities, seasonality discipline, cut off dates etc will be as per state Government notification issued for 2019-20 vide GOs above cited.

APGB-Request for accepting premium under RWBCIS Khariff 2018

Andhra Pragathi Grameena Bank, informed that, two of their branches Viz., Lakkireddypalli and Pyapili of YSR Kadapa and Kurnool districts respectively remitted crop insurance premium of Rs 27,34,951.36 covering 2117 farmers under RWBCIS Khariff 2018 within stipulated cut off date i.e 15.07.2018 to SBI General Insurance company. But due to technical reasons the premium amount was returned by Insurance Company (IC) to respective branches and same was again re-remitted by above branches on 26.07.2018 to IC. Subsequently APGB Bank was informed by the SBI general IC that the delay happened in receipt of premium and farmers cannot be covered under scheme. This kept many farmers in fix about compensation available under the circumstances of crop failure. APGB bank has escalated contents of the issue to Insurance Company (IC) umpteen times and SLBC also requested IC to consider the case favorably. The issue is unresolved hitherto.

As the issue connected to the large no of small and marginal farmers, forum is requested to deliberate on the issue to reach acceptable solution to the problem.

iv) Pledge financing against Negotiable Warehouse Receipts (NWRs): in the state of Andhra Pradesh for the quarter ended June , 2019

SN	Name of the Bank	Disbursements during the QTR		Outstanding as at end of QTR	
		No. of Accounts	Amount (crores)	No. of Accounts	Amount (crores)
1	Public Sector Banks	1339	54.72	4462	295.07
2	Private Sector Banks	1223	47.20	4210	289.54
3	RRBs	34	1.32	246	20.51
4	Cooperative Banks	11	0.80	87	4.87
	Grand Total	2607	104.03	9005	610.00

Bank wise statement for the quarter ended June 2019 is placed as **Annexure No.36**

v) Interest Subvention Scheme for Short Term Crop Loans during the year 2019-20:

Reserve Bank of India vide circular FIDD.CO.FSD.BC.No.2424/05.02.001/2018-19 dated 27.05.2019 communicated that, Government of India has approved the implementation of the Interest Subvention Scheme with modifications for the year 2019-20 for short term crop loans up to ₹ 3 lakhs with the following stipulations:

- ✓ In order to provide short-term crop loans upto ₹ 3 lakhs to farmers at an interest rate of 7% p.a. during the year 2019-20, it has been decided to offer interest subvention of 2% per annum to lending institutions viz. Public Sector Banks (PSBs) and Private Sector Commercial Banks (in respect of loans given by their rural and semi-urban branches only). This interest subvention of 2% will be calculated on the crop loan amount from the date of its disbursement/drawal up to the date of actual

repayment of the crop loan by the farmer or up to the due date of the loan fixed by the banks whichever is earlier, subject to a maximum period of one year.

- ✓ To provide an additional interest subvention of 3% per annum to such of those farmers repaying in time i.e. from the date of disbursement of the crop loan upto the actual date of repayment by farmers or upto the due date fixed by the banks for repayment of crop loan, whichever is earlier, subject to a maximum period of one year from the date of disbursement. This also implies that the farmers repaying promptly as above would get short term crop loans @ 4% per annum during the year 2019-20. This benefit would not accrue to those farmers who repay their crop loans after one year of availing such loans
- ✓ Working capital limits under KCC to fisheries and animal husbandry farmers can avail an additional sublimit within overall limit of Rs 3.00 lakhs with the benefit of interest subvention (ISS) & Prompt repayment incentives.
- ✓ New farmers under KCC (fresh sanctions) involved in activities related to fisheries and animal husbandry the benefit of interest subvention and prompt repayment incentive will be allowed upto credit limit of Rs 2.00 lakhs.
- ✓ In order to discourage distress sale by farmers and to encourage them to store their produce in warehouses, the benefit of interest subvention will be available to small and marginal farmers having Kisan Credit Card for a further period of upto six months post the harvest of the crop at the same rate as available to crop loan against negotiable warehouse receipts issued on the produce stored in warehouses accredited with Warehousing Development Regulatory Authority (WDRA).
- ✓ To provide relief to farmers affected by natural calamities, an interest subvention of 2% per annum will be made available to banks for the first year on the restructured loan amount. Such restructured loans will attract normal rate of interest from the second year onwards.
- ✓ However, to provide relief to the farmers affected due to severe natural calamities, an interest subvention of 2 percent per annum will be made available to banks for the first three years/entire period (subject to a maximum of five years) on the restructured loan amount. Further, in all such cases, the benefit of prompt repayment incentive @ 3% per annum shall also be provided to the affected farmers. The grant of such benefits in cases of severe natural calamities shall, however, be decided by a High Level Committee (HLC) based on the recommendation of Inter-Ministerial Central Team (IMCT) and Sub Committee of National Executive Committee (SC-NEC).
- ✓ To avoid multiple loaning and to ensure that only genuine farmers avail concessional crop loan through the mechanism of gold loans, the lending institutions may conduct due diligence and ensure proper documentation including recording of land details even when the farmer avails gold loans for such purposes.

- ✓ Further RBI informed that, interest subvention scheme from 2018-2019 is being put on DBT mode on **In kind/service** basis and not **on In cash basis** and all loans processed during 2018-19 are required to be brought on ISS portal/DBT platform , once it is launched.
- ✓ To ensure hassle-free benefits to farmers under Interest Subvention Scheme, banks are advised to make Aadhaar linkage mandatory for availing short-term crop loans in 2019-20.

F) Progress under SHG-Bank linkage:

(Rs. In crores)

Year	Rural SHG			Urban SHG			Total			Outstanding (Rural& Urban)	
	Target Amt.	Disbursements		Target Amt.	Disbursements		Target Amt.	Disbursements		No.	Amt.
		No.	Amt.		No.	Amt.		No.	Amt.		
2016-17	11375	385456	12246	1875	62266	2515	13250	447722	14761	837056	17850
2017-18	11011	493014	13402	2001	70604	3112	13012	563618	16514	931620	21873
2018-19	11007	429392	15528	2366	74533	3842	13373	503925	19370	982406	27451
2019-20	14119	154252	3479	2700	14798	712	16819	169050	4191	830251	24732

AGENDA- 3

Doubling of Farmers Income by 2022: The strategy to achieve this goal, inter-alia, include,

- ❖ Focus on irrigation with large budgets, with the aim of "per drop, more crop"
- ❖ Provision of quality seeds and nutrients based on soil health of each field
- ❖ Investments in warehousing and cold chains to prevent post-harvest crop losses
- ❖ Promotion of value addition through food processing
- ❖ Creation of a national farm market, removing distortions and develop infrastructure such as e-platform
- ❖ Strengthening of crop insurance scheme to mitigate risks at affordable cost
- ❖ Promotion of ancillary activities like poultry, bee-keeping and fisheries.
- ❖ Scale of finance for Millets also

AGENDA- 4**CD Ratio:**

District wise position of CD ration as on 30.06.2019

S.No.	Name of the District	CD Ratio
1	Srikakulam	97.80
2	Vizianagaram	97.80
3	Visakhapatnam	119.66
4	East Godavari	130.76
5	West Godavari	147.02
6	Krishna	147.57
7	Guntur	149.98
8	Prakasam	164.78
9	SPS Nellore	148.85
10	Chittoor	85.53
11	YSR Kadapa	112.88
12	Ananthapuram	115.51
13	Kurnool	126.34
	Grand Total	128.79

The CD Ratio in the State of Andhra Pradesh is 128.79% and no District in the State is having CD ratio below 40%.

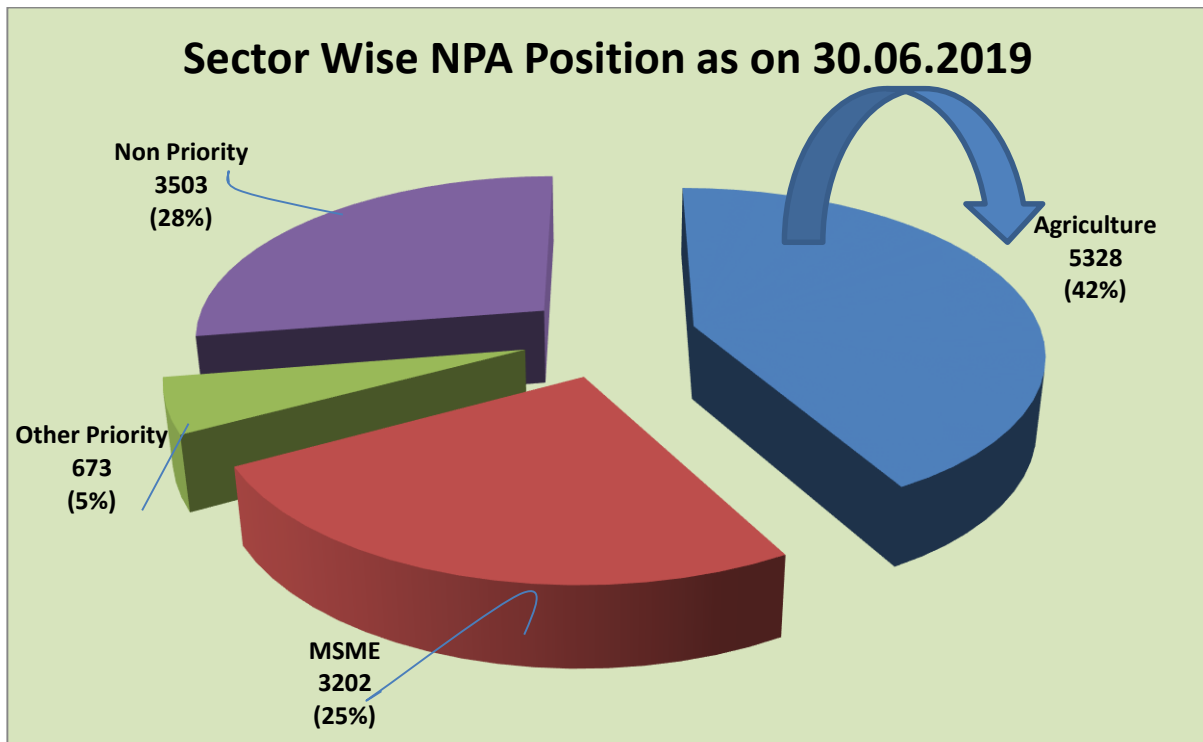
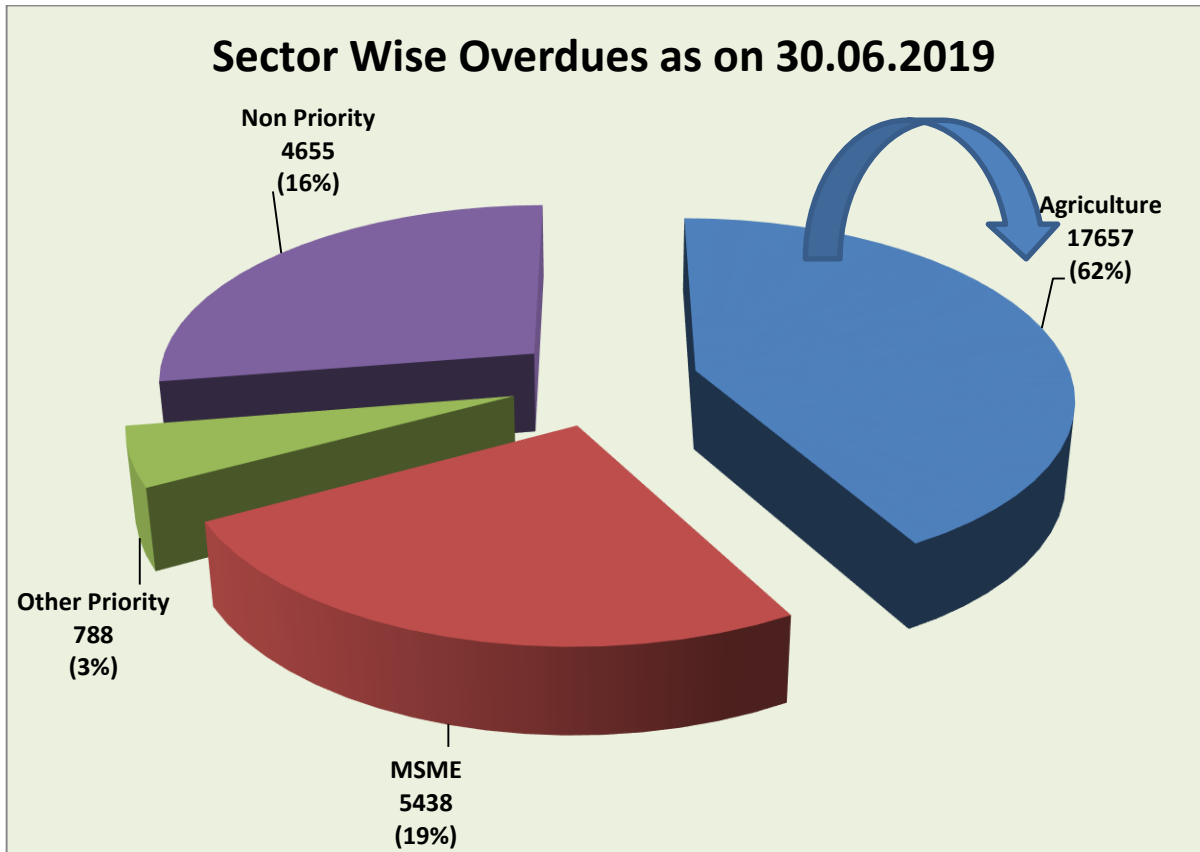
AGENDA- 5**Position of Overdues/NPAs:** Position as on 30.06.2019 under various sectors

(Rs. in Crores)

Sector	Outstanding		Overdue			Non – Performing Assets	
	No. of a/c	Amount	No. of overdue accounts	Total balance in OD a/c	Actual OD amount	No. of accounts	Amount
Short Term Crop Production Advances	10423092	97878.09	2381755	26221.41	14724.34	336154	3081.33
Agri.Term Loans Including Agri. Allied Activities	1802219	38289.21	230971	4262.19	2471.07	113790	1826.41
Total Farm Credit	12225311	136167.30	2612726	30483.60	17195.40	449944	4907.74
Agriculture Infrastructure	5084	1127.21	239	126.06	70.65	87	68.78
Ancillary Activities	18902	8875.20	1034	649.88	391.02	384	351.76
Total Agriculture Advances	12249297	146169.70	2613999	31259.55	17657.08	450415	5328.28
MSME Sector Advances	1318885	59586.94	403788	12947.60	5438.38	161125	3202.26
Export Credit	44	545.12	3	1.54	0.80	3	0.10
Others under Priority Sector Advances	514572	30664.09	121483	6654.39	787.70	36965	672.99
Total Priority Sector Advances	14082798	236965.86	3139273	50863.08	23883.96	648508	9203.63
Non-priority sector loans	3192703	158709.73	644715	25968.08	4655.09	75929	3503.43
Total Advances	17275501	395675.59	3783988	76831.16	28539.05	724437	12707.06
Housing Loans	297044	24629.93	67074	5554.19	453.91	11352	374.19
Education Loans	94751	3857.69	19174	670.64	148.57	7884	156.47
Self Help Groups	830251	24732.59	63941	1409.30	461.06	22185	341.53

Overdue / NPA position as on 30.06.2019 under various sectors (Rs. in Crores)

Sector	Outstanding Amount	Total balance in overdue accounts	% of total balance in overdue accounts to outstanding	Overdue Amount	% of overdue Amount to outstanding	NPA Amount	% of NPA to outstanding
Short Term Crop Production Advances	97878.09	26221.41	26.79	14724.34	15.04	3081.33	3.15
Agri.Term Loans Including Agri. Allied Activities	38289.21	4262.19	11.13	2471.07	6.45	1826.41	4.77
Total Farm Credit	136167.30	30483.60	22.39	17195.40	12.63	4907.74	3.60
Agriculture Infrastructure	1127.21	126.06	11.18	70.65	6.27	68.78	6.10
Ancillary Activities	8875.20	649.88	7.32	391.02	4.41	351.76	3.96
Total Agriculture Advances	146169.70	31259.55	21.39	17657.08	12.08	5328.28	3.64
MSME Sector Advances	59586.94	12947.60	21.73	5438.38	9.13	3202.26	5.37
Export Credit	545.12	1.54	0.28	0.80	0.15	0.10	0.00
OPS Advances	30664.09	6654.39	21.70	787.70	2.57	672.99	2.19
Total P.S Advances	236965.86	50863.08	21.46	23883.96	10.08	9203.63	3.88
Non-priority sector loans	158709.73	25968.08	16.36	4655.09	2.93	3503.43	2.21
Total Advances	395675.59	76831.16	19.42	28539.05	7.21	12707.06	3.21
Housing Loans	24629.93	5554.19	22.55	453.91	1.84	374.19	1.52
Education Loans	3857.69	670.64	17.38	148.57	3.85	156.47	4.06
S HG Advances	24732.59	1409.30	5.70	461.06	1.86	341.53	1.38



AGENDA- 6**Review of Relief measures by Banks in Areas Affected by Natural Calamities:**

In the state of Andhra Pradesh, during financial year 2019-20 Government of Andhra Pradesh has not declared any natural calamities upto June, 2019.

FCV tobacco crop damage in Praksam and Nellore district due to drought conditions –Request for Reschedulement.

Executive Director, Tobacco Board vide Lr no TB/1/Extn/2019-20 date 08.8.2019, informed that FCV tobacco is a major commercial crop grown in rabi season in AP state. During 2018-19 crop season, an area of 54582 ha was planted under FCV tobacco in 46 mandals of Prakasm and 15 mandals of Nellore districts respectively. Out of total planted area, an area of 39940 ha(73%) covering 23402 growers under Praksam and Nellore districts was effected due to drought conditions, where more than 33% damage occurred. The borrowers availed crop loans from Banks in both districts to the tune of Rs 745.81 cr. Crop damage resulting in poor farm returns and these growers are not in position to repay the crop loans.

In view of the above Executive Director, Tobacco Board, requested bankers to reschedule the crop loans in above effected mandals to bail out the tobacco growers from financial troubles. SLBC vide Letter No 2716/30/45/198-A date 13.06.2019 requested RBI to accord special dispensation for Reschedulement of Crop Loans Extended to Tobacco Growers in Prakasam & SPSR Nellore districts.

Forum is requested to discuss on the issue.

AGENDA- 7**Discussion on Policy Initiatives of the Central / State Government / RBI:****i) Revamp of Lead Bank Scheme - Developing a Standardized System for data flow and its management by SLBCI UTLBC Convenor Banks on SLBCI UTLBC websites**

RBI vide Circular no FIDD.CO.LBS.BC.No.19/02.01.001/2017-18 dated April 6, 2018 on Revamp of Lead Bank Scheme – advised SLBC Convenor to develop a standardized system on the websites maintained by each SLBC to enable uploading and downloading of the data pertaining to the Block, District as well as the State by the members banks. It was also advised that the relevant data must also be directly downloadable from the CBS and/ or MIS of the banks with a view to keeping manual intervention to a minimal level in the process. It is also suggested the procedure relating to Management of data flow at LBS fora and advised that necessary modifications may be made on the SLBC websites and to the CBS & MIS systems of all banks to implement the envisaged data flow mechanism. Based on the preliminary feedback received from several SLBC/ UTLBC Convenor Banks in respect of status of implementation of the above mentioned Action Point, a Working Group (WG) of select SLBC Convenor Banks and NABARD was constituted by RBI to work out a standardized system for collection, storage, presentation and management of data on the SLBC/ UTLBC website.4. The WG reviewed the existing major categories of data being collated and monitored by SLBCs and suggested a broad set of data structure in the form of a Model Format which may be adapted by SLBCs/ UTLBCs for collection and monitoring of data. While SLBC/ UTLBC Convenor Banks are encouraged to adapt the model

format to the extent possible, they may make suitable additions! Deletions/modifications in the format as per State/UT specific needs including future requirements. Further, while SLBCs/ UTLBCs may advise member banks to endeavor to report the data through direct extraction from their CBS/ MIS to the extent possible, there could still be some data which may not be available in the banks' systems. Such data may be collated at the Controlling Office level as is being done now for reporting purposes. The WG has further suggested that in order to enable banks in uploading and downloading of the data upto the block level, banks should map all the branches with block codes. Once mapping of the branches with block codes is completed by banks in their systems, data at block level as well as at district and state level can be generated and monitored at different fora of the Lead Bank Scheme. A portal is required to be developed by SLBC! UTLBC Convenor Banks on their respective SLBC! UTLBC websites for facilitating uploading and downloading of data by member banks! SLBC Convenor Banks are advised to decide, in consultation with the member banks, a reasonable timeframe before by Jan 2020 for migration to the new data flow and management system.

Further with a view to ensure timely implementation of the captioned instruction, RBI advised to constitute "Implementation Committee" for devising and executing transition plan for migration to the new data system. Accordingly during steering committee meeting held on 20.09.2019 recommended "Implementation Committee" with members of following stake holders.

1.RBI 2.NABARD 3.SLBC 4.SBI 5.ANDHRA BANK 6.SYNDICATE BANK 7.INDIAN BANK 8.CANARA BANK 9.UNION BANK OF INIDA 10. HDFC BANK 11. AXIS BABK 12. ICICI BANK 13. CGGB 14. APGB 15. APGVB 16.SGB.

ii) Identifying Digital Districts.

The Governor, Reserve Bank of India during meeting with the CEOs of the Public Sector Banks and the Chief Executive of Indian Banks Association (IBA) on 19th July 2019 underlined the importance of expanding and deepening digital payments ecosystem in line with the recommendations of the Committee on Deepening of Digital Payments (Chairman: Shri Nandan Nilekani) and Reserve Bank's Payment System Vision Document 2021. In this context, based on RBI Governor suggestions, it was agreed that banks will identify one district in each state to make it 100% digitally enabled within a time frame of one year in close co- ordination and collaboration with all stakeholders, including SLBCs, State Governments, Regional offices of RBI, etc. To the extent feasible, such districts may be converged with the 'Transformation of Aspirational Districts' programme of the Government of India. In our state 3 Districts namely, Visakhapatnam, Vizianagaram, YSR Kadapa were identified under 'Transformation of Aspirational Districts' programme of the Government of India.

During Sub Committee meeting held on 04.09.2019, The forum recommended to select **YSR Kadapa** District one of the 'Transformation of Aspirational Districts' to make it 100% digitally enabled within a time frame of one year in close co- ordination and collaboration with all stakeholders, including SLBCs, State Governments, Regional offices of RBI.

The forum requested to approve the sub committee recommendations.

iii) Recommendations of the High-Level Committee on Deepening of Digital Payments - Constitution of a Sub-Committee on Digital Payments

RBI vide Lr no FIDD.CO.LBS.No.47S/02.01.001/2019-20 date 27.08.2019 informed that ,with a view to encourage digitization of payments and enhance financial inclusion through digitization, a High-Level Committee on Deepening of Digital Payments (COOP) under the Chairmanship of Shri Nandan Nilekani, former Chairman, UIADI was constituted in Jan 2019 . The Committee submitted its report with certain recommendations related to leveraging of SLBC mechanism for deepening of digital payments. Relevant recommendations of the Committee were examined by the Reserve Bank of India and in line with the same, all SLBC/ UTLBC Convenor Banks are advised to set up a 'Sub-Committee on Digital Payments' before Dec 2019.

iv) Projects sanctioned under Financial Inclusion Fund (FIF) - Monitoring

NABARD vide Lr no NB DFBRT 99/992/DFIBT-7S/2019-2020 Date 11.06.2019 informed that , during the 23rd meeting of the Advisory Board of FIF it has been decided that all projects sanctioned to banks (Scheduled Commercial Banks including Small Finance Banks & Payment Banks, RRBs & Rural Cooperative Banks) under Financial Inclusion Fund (FIF) may be taken up for review & monitoring in the SLBC & FI Sub-Committee of SLBC on a regular basis.

NABARD vide circular NONO.10S/DFIBT-04/2019 dated 23 April 2019, have been advised banks of the differentiated approach for enabling greater outreach of Financial Literacy Programmes in excluded areas and penetration of Banking Technology products with special focus on technologically weak institutions. The objective is to effectively plan, implement and review of schemes under FIF in tune with State priorities.

v). KCC saturation Drive.

Government of India has launched a special drive in campaign mode with an objective to saturate the farmers under the KCC scheme. Ministry of Agriculture & Farmers Welfare, Department of Agriculture, Cooperation and Farmers Welfare(DAC &FW) vide Lr no 1-20/2019(Credit) Dated 2nd July 2019 advised SLBC to take up district-wise gap analysis between the number of operational holdings and the active KCCs basing on the analysis SLBC has to fix district wise targets and communicate to DAC &FW. This will be monitored regularly through Video Conference by DAC&FW on weekly basis with states where representatives from DFS, RBI and NABARD will also attend.

vi) Capital Investment Subsidy Scheme under restructured National Bamboo Mission:

Restructured National Bamboo Mission was launched during FY 2018-19 to provide new avenues for bamboo plantation and also holistic development of its value chain. NABARD has prepared an integrated policy for bamboo development indicating the credit opportunities for banks. It include credit linked subsidy portion.

The scheme details and subsidy claim procedure are furnished in **annexure 39**.

All Controllers of Banks are requested to make note of scheme guidelines to and percolate down to ensure credit flow to the bamboo sector in state of AP.

vii) Kisan Credit Card (KCC) Scheme: Working Capital for Animal Husbandry and Fisheries

RBI vide reference FIDD.CO. FSD. BC. No. 12/05.05.010/2018-19 dated Feb 4th 2019, issued guidelines on KCC facility to Animal Husbandry farmers and Fisheries activities to meet their working capital requirements.

The SLTC approved unit cost are given in the **Annex.40**

All Banks are advised to implement the Scheme as per the guidelines.

AGENDA- 8**Improving Rural Infrastructure / Credit absorption Capacity:****A. Any Large Project conceived by the State Government to help improve C-D Ratio:**

During the meeting of Sub-committees held on 03.08.2018 Government requested banks to extend necessary support to the large scale Infrastructure Projects which are DPR based Bankable Projects.

Forum is requested to deliberate on the issue.

B. Explore the scope of State – Specific Potential growth areas:

Animal Husbandry, Horticulture , farm mechanization and fisheries identified as four growth engines for the development of state. However credit flow to these sector not commensurating with potential.

NABARD has compiled salient features of various subsidy schemes (pertaining to Horticulture, Dairy, Fisheries, Farm Mechanization etc.) of the State Government in a “booklet form” for dissemination among bankers and other stakeholders, to enable them to tap the potential available in convergence with the subsidy schemes and enhance their investment credit portfolio .

Banks and Government Departments are requested to give more focus / thrust to these sectors for development of the State.

C. Discussion on findings of region-focused studies, if any, and implementing the suggested solutions:

NABARD - Area Development Schemes (ADS): Considering the large number of small and marginal farmers and people below the poverty line in the country and also the extensive canvas of agriculture and rural development, there is a felt need for promoting single purpose small projects / schemes on a cluster basis. These cluster based single purpose small projects taken up together are termed as Area Development Schemes (i.e. financing of dairy units, dug wells / pumpsets / borewells, sericulture, horticulture crops, farm forestry projects, etc.) and sanctioned to a single bank or to a number of banks. Besides enabling the economic development of the people at large, it facilitates planning and execution of infrastructure facilities viz., backward and forward linkages.

D. Identification of gaps in Rural and Agriculture Infrastructure which need Financing:

Progress in lending to Agriculture Term Loans including Agriculture Infrastructure & Ancillary Activities up to 30.06.2019.

(Rs. in crores)

Bank Type	Target	Achievement	% of Achievement
Public Sector Banks	17601.79	4928.96	28.00
Private Sector Banks	5612.23	1359.2	24.22
Coop. Banks	1636.30	172.44	10.54
RRBs	6149.68	1014.61	16.50
Total	31000.00	7475.21	24.11

Banks are requested to instruct branches to identify the gaps in rural and infrastructure which need financing and extend necessary finance to Rural Godowns, Cold Storages, Solar Power, Agro Processing, Horticulture, Allied Activities, Agri – Marketing etc.

AGENDA- 9

Efforts towards Skill Development:

Rural Self Employment Training Institutes in Andhra Pradesh: Rural Self Employment Training Institutes (RSETIs) should be more actively involved and monitored at various fora of LBS particularly at the DCC level. Focus should be on development of skills to enhance the credit absorption capacity in the area and renewing the training programmes towards sustainable micro enterprises. RSETIs should design specific programmes for each district/ block, keeping in view the skill mapping and the potential of the region for necessary skill training and skill upgradation of the rural youth in the district.

Performance of RSETIs in the State during 2019-20 up to 30.06.2019:

Target for 2019-20		Achievement for 2019-20	
No. of Training Programmes to be Conducted	No. of Candidates to be Trained	No. of Training Programmes Conducted	No. of Candidates Trained
366	9815	120	3174

Statement of performance of RSETIs for the financial year 2019-20 up to June 2019, is enclosed as **Annexure No.39**

Good number of candidates are being trained every year under EDP / Skill development / Skill upgradation programmes conducted by RSETIs. The number of candidates who got the credit assistance from banks is very low. Hence, controlling authorities of all banks are requested to give necessary instructions to their branches to accord preference to the candidates trained in RSETI for credit assistance subject to fulfilling the bank guidelines.

AGENDA- 10**Steps taken for improving Land Record, Progress in Digitization of Land Records: Loan charge creation module in AP web land portal:**

In the state of Andhra Pradesh, with the initiation of GoAP in coordination with NIC, banks were provided with the facility of online viewing the digitalized land records from their branches and NIC has provided user IDs and passwords for banks in this regard. Further, the Loan charge creation module website has been made operational to enable the banks to create charge on the land.

Banks have made Charge Creation for 47,49,054 loan accounts in the AP web land portal as on 31.08.2019 and charges were approved for 44,48,743 loan accounts.

Bank wise details of Charge Creation as on 31.08.2019 is placed as **Annexure No.38**

AGENDA- 11**Sharing of Success Stories and New Initiatives:****i) Success Story of Mr. V Manideep:(ABRSETI-TIRUPATI)**

Brief description about the success of the trainee / entrepreneur and about the competencies identified in him/her and the role played by the RSETI: Mr. V. Manideep joined as a trainee for Refrigeration and Air Conditioning Service Course and successfully completed the course in the month of November-2018. After completion of the training programme, he started R&AC Servicing shop at SRIKALAHASTHI with the finance of Andhra Bank Srikalahasti Branch under Pradhan Manthri Mudra Yojana Scheme. Now he is earning monthly income of Rs. 18,000/- he and his family members felt very happy.



ii) .Success Story of Mr. G Ragupathi. (Synd RSETI – Kadapa)

Sri G Raghupathi, S/o Venkatapathi, D No 50/84, Ravindra Nagar Kadapa belongs to a middle class family. His father is an daily wage earner. He studied up to Graduation and he could not continue his studies further because of his family problems. He is very much interested in starting a self employment venture. He has strong desire to become an entrepreneur in his life and to support the family. He saw the newspaper advertisement about the training programme on Cell phone Repairs & Service by Synd RSETI - Kadapa to the unemployed youth and approached Synd RSETI. Later he got trained in 30 days programme that commenced from 03-09-2018 to 03-10-2018 under Batch No. 263. After the training he started mobile service point at Guntha Bazar, Near NTR Circle, Kadapa with a monthly rent of Rs. 10000/- in the name of "Hello Mobiles". . He invested an amount of Rs. 1,50,000/-. He improved his business satisfactorily and earned good reputation in local market. On an average he is earning Rs 500/- per day after meeting all his expenses.



AGENDA- 12

Discussion on Market Intelligence Issues:

Awareness is to be created to the people on Ponzi schemes & Scams like;

- ✓ Promise of returns on investments that are much higher than those offered by banks.
- ✓ Schemes offering rewards for enrolling friends, family, and / or appointing distributors.
- ✓ Offer for free services from unknown entities and websites.
- ✓ Attractive marketing material with complex and new investment options, with the sales person following up daily and offering incentives for early registration or saying that the scheme is available for only a limited period.
- ✓ Entity or the Sales Person is not authorized by RBI, IRDAI, SEBI, NHB
- ✓ Telephone calls which either offer rewards or threaten prosecution, penalty, etc.
- ✓ Emails / SMS from unknown individuals or regulators or government organizations asking for your bank account details.

AGENDA- 13

Details of DCC / DLRC Meetings:

- i) **Conduct of meetings during June 2019 Quarter under Lead Bank Scheme to review the key banking parameters in the districts for March 2019 & total FY.** : Details of DCC / DLRC meetings conducted in 13 districts during June , 2019 quarter are furnished hereunder.

Name of the District	DCC		DLRC	
	Meeting scheduled date	Meeting conducted date	Meeting scheduled date	Meeting conducted date
ANANTAPUR	28.06.2019	28.06.2019	28.06.2019	28.06.2019
CHITTOOR	15.06.2019	28.06.2019	15.06.2019	28.06.2019
EAST GODAVARI	29.05.2019	29.05.2019	21.06.2019	21.06.2019
GUNTUR	19.06.2019	18.07.2019	25.06.2019	NOT CONDUCTED
KADAPA	28.06.2019	30.07.2019	28.06.2019	30.07.2019
KRISHNA	24.05.2019	26.06.2019	21.06.2019	26.06.2019
KURNOOL	18.05.2019	29.06.2019	22.05.2019	NOT CONDUCTED
NELLORE	11.06.2019	03.07.2019	11.06.2019	03.07.2019
PRAKASAM	28.06.2019	28.06.2019	28.06.2019	28.06.2019
SRIKAKULAM	16.05.2019	06.06.2019	05.06.2019	06.06.2019
VISAKHAPATNAM	12.06.2019	NOT CONDUCTED	26.06.2019	NOT CONDUCTED
VIZIANAGARAM	23.04.2019	23.04.2019	23.04.2019	23.04.2019
WEST GODAVARI	22.05.2019	03.07.2019	29.05.2019	03.07.2019

DCC should give adequate feedback to the SLBC on various issues that needs to be discussed on a wider platform, so that these will receive adequate attention at the State Level.

AGENDA - 14

Timely submission of data to SLBC by Banks and LDMs:

It is observed that the Reports/ Data is received from many banks and LDMs with inordinate delay, that too after constant persuasion through mails / personal contacts, resulting in delay of the consolidation process at SLBC. Further, on many occasions a lot of inconsistencies are observed in the data so submitted by Banks/LDMs and a lot of time is lost in getting the corrected data. Inconsistencies are also observed in the District-wise data being submitted by the banks to LDMs and SLBC and reconciliation of the same is also delaying the consolidation process.

SLBC, AP web site is providing on line data entry portal where Bankers are required to upload the data flow. However, most of the Banks are submitting data in Excel format and the data is being entered by SLBC Manually for consolidation. Though some banks could upload the data, it is with some errors. Hence, SLBC is preparing the data manually. Banks are requested to strictly adhere to upload in the web portal of SLBC with data accuracy.

Controllers are requested to sensitize the staff responsible for preparation and submission of data as per time lines to enable SLBC to submit the data to all concerned as per schedule and conduct the meetings of SLBC as per the yearly calendar.

AGENDA - 15

Other Issues:**I) Credit Flow to Minority Communities, Weaker Sections, Women and SC/STs (out standings)**

(Rs. In Crores)

S.No.	Year ended	Weaker sections	Women	Minority communities	SC/ST
1	March, 2016	55,687	39,058	13,150	9,989
2	March, 2017	58,339	39,482	12,690	11,080
3	March, 2018	68,259	44,602	14,195	12,754
4	March, 2019	91,243	47,548	15,567	14,733
5	June, 2019	91,028	35,818	14,808	14,353
	Stipulation	10% of ANBC	5% on ANBC	--	--
	% of Achievement for June 2019	23.06%	9.05%	--	---

All scheduled commercial banks are required to ensure that within the overall target for priority sector lending and the sub-target of 10 percent for the weaker sections to be achieved, sufficient care is taken to ensure that minority communities also receive an equitable portion of the credit.

II) Position of MFI finance extended as on 30.06.2019:

S.No	Particulars	Amt. in Crores
1	Cumulative Amount of Loans sanctioned so far	236.57
2	Cumulative Loans Disbursed so far	236.22
3	Total Loans outstanding	154.86
4	Total amount due for payment (Demand)	115.76
5	Total amount recovered	22.91
6	Total amount overdue	92.85
7	Out of (6) amount overdue [Standard]	39.89
8	Out of (6) amount overdue [NPA]	52.96
9	Non Fund exposure/Off Balance Sheet exposure O/s	0.00

III) Circulars issued by RBI:

Date	Circular No.	Reference	Title
01.07.2019	2	FIDD GSSD CO BCNO05/12.01.033 /2019-20	SHG bank Linkage Programme.
01.07.2019	3	FIDD GSSD CO BCNO 04/9 10.01/2019-20	Credit Facilities to Minority Communities
01.07.2019	5	FIDD GSSD CO BCNO 01/09.16.03 /2019-20	Deendayal Antyodaya Yojana - National Rural Livelihoods Mission (DAY-NRLM)
01.07.2019	6	FIDD GSSD CO BCNO03/9.09.001 /2019-20	Credit facilities to Scheduled Castes (SCs) & Scheduled Tribes (STs)
02.07.2019	7	FIDD GSSD CO BCNO06/02.01.001/2019-20	Lead bank Scheme

IV) EASE (Enhanced Access and Service Excellence) Banking for Customer Convenience Approval of Uniform banking hours in all Public Sector Banks.

IBA directed all PSBs to implement uniform banking hours through out the state with duly considerations of Lead District Managers Recommendations . For that SLBC has to approve the recommendations received from LDMs of all 13 Districts of Andhra Pradesh state in this regard. During the sub committee meeting held on 04.09.2019 Forum discussed and resolved following uniform Banking hours to be followed by all PSBs in AP state.

S.No.	Name of the District	Time Set
1	Anantapur	10.00 AM - 4.00 PM
2	Chittoor	10.00 AM - 4.00 PM
3	Kadapa	10.00 AM - 4.00 PM
4	Kurnool	10.00 AM - 4.00 PM
5	Nellore	10.00 AM - 4.00 PM
6	Prakasam	10.00 AM - 4.00 PM
7	Guntur	10.00 AM - 4.00 PM
8	Krishna	10.00 AM - 4.00 PM
9	East Godavari	10.00 AM - 4.00 PM
10	West Godavari	10.00 AM - 4.00 PM
11	Visakhapatnam	10.00 AM - 4.00 PM
12	Vizianagaram	10.00 AM - 4.00 PM
13	Srikakulam	10.00 AM - 4.00 PM

Note : 9 Branches of SBI opted for set III timings i.e 11.00 am to 5.00 pm and 1 Allahabad Branch opted for set I timing i.e 9.00 am to 3.00 pm in Krishna District.

V) Reimbursement of VLR/Pavala Vaddi claims to banks:

As per the information received, some banks are yet to receive the reimbursement of pending claims under Vaddi Leni Runalu / Pavala Vaddi from Government. If the VLR claims are not settled fully, the claim amount will be pending in books of accounts of the banks since banks have already parted with the amounts. The year wise and bank wise VLR/PV pending claim as under.

Vaddileni Runalu / Pavala Vaddi Dues				Amount in Rs
Sl.No	Fin. Year	Amount Claimed from GoAP	Amount Received From GoAP	Amount to be received
1	2011-12	6,00,000	-	6,00,000
2	2012-13	25,76,853	25,76,853	-
3	2013-14	30,54,03,481	5,21,87,743	25,38,86,126
4	2014-15	17,30,00,261	14,63,21,792	2,66,78,469
5	2015-16	64,55,34,792	63,12,33,591	1,43,01,201
6	2016-17	3,08,33,53,742	92,54,54,162	2,15,78,99,580
7	2017-18	3,29,79,82,958	23,63,48,119	3,06,16,34,839
8	2018-19	54,11,54,869	20,70,634	53,90,84,235
9	2019-20	5,10,04,444	-	5,10,04,444

Total	8,10,06,11,400	1,99,61,92,894	6,10,50,88,894
Data Year wise not available	98,49,95,062	55,28,57,864	43,21,37,198
Grand Total	9085606462	2,54,90,50,758	6,53,72,26,091
Rs in Crore	908.56	254.91	653.72

Requested Government to release the pending claim at the earliest.

VI) Credit Facilities to Tobacco Cultivators- NO DUE Certificate from financing Banks:

Lead Bank Manager, West Godawari District vide Lr 0674/23/240 date 22.08.2019 informed that due to non obtaining of NOC from financed banks by Tobacco Board while issuing barn licence against leased lands/barns triggering default in Tobacco tie up loans.

Further informed that Tobacco Board transferring sale proceeds electronically to borrowers saving banks accounts instead of crop loan accounts, leading to withdrawal of sale proceeds by borrowers without adjustment to loan accounts.

It was informed that, there are Rs 34.50 Cr over dues in 868 accounts against total out standing loans of Rs 103.40 Crores in 1634 accounts.

Forum requested to deliberate on above issue to arrive solution for the problem.

VII) . ABRSETI-Guntur- Allotment of land Ac 0.50 at Adivithakellapadu Village in Guntur District.

Director ABRSETI-Guntur, informed that in accordance with the Ministry of Rural Development Govt of India , GoAP vide GO NO 402 date 26.07.2018 has allotted Ac 0.50 land at Adivithakellapadu Village in Guntur District for construction of own building for the institute .

However there is delay in hand over of the site physically to ABRSETI authorities. The matter has been brought to the notice of the District Administration in various forums, but no favorable action initiated.

Requested forum to advise concerned authorities to initiate steps to resolve the issue.

VIII) Release of pending claims to RSETIs sponsored by Andhra Bank & Syndicate Bank in AP State.

Andhra Bank vide their Lr no 666/19/RSETIs/476 date 16.08.2019 informed that, Andhra Bank has sponsored 8 RSETIs in Andhra Pradesh state, which are conducting various skill development training programmes to unemployed rural youth on free of cost and supporting the trained candidates in getting settlement. MoRD, Govt of India reimburses the training expenses to RSETIs towards BPL candidates trained in RSETIs through concerned SRLM of the state. Accordingly all RSETIs of Andhra Bank, have submitted claim to SERP, AP on half yearly basis. But Rs 9.86 Cr claim amount pending for release.The year wise break up is provided hereunder.

(Amount in Rs.)

FY	Claim amount	Amount received by Andhra Bank	Pending claim amount
2015-16	2,44,23,500.00	1,36,54,962.00	1,07,68,538.00
2016-17	2,60,46,000.00	0.00	2,60,46,000.00
2017-18	3,04,88,619.00	92,20,730.00	2,12,67,889.00
2018-19	5,73,06,652.00	1,67,99,428.00	4,05,07,224.00
Total	13,82,64,771.00	3,96,75,120.00	9,85,89,651.00

Syndicate Bank, vide their Lr no 193/1/2019/SRDT/IV/KLP/F-30 Date 30.08.2019 informed that, Syndicate has sponsored 2 RSETIs in Andhra Pradesh state, which are conducting various skill development training programmes to unemployed rural youth on free of cost and supporting the

trained candidates in getting settlement. Syndicate Bank, also informed that, MoRD, Govt of India reimburses the training expenses to RSETIs towards BPL candidates trained in RSETIs through concerned SRLM of the state. Accordingly all RSETIs of Andhra Bank, have submitted claim to SERP, AP on half yearly basis. But Rs 1.38 Cr claim amount pending for release.

The year wise break up is provided hereunder.

FY	Claim amount	Amount received by Andhra Bank	Pending claim amount
2015-16	18,17,600	0	18,17,600
2016-17	25,24,200	7,89,153	17,35,047
2017-18	63,50,947	13,72,766	49,78,181
2018-19	76,22,337	23,32,174	52,90,163
Total	1,83,15,084	44,94,093	1,38,20,991

Both banks informed that, huge amount claim pendency effecting in conducting of qualitative training progarnes.

Requested forum to advise concerned authorities to initiate necessary steps.

IX) Bank linkage of SHGs and JLGs in Andhra Pradesh –Approval of targets for FY2019-20.

NABARD, vide their Lr no NB.APRO(Hyd)/MCID-10 /996 Date 19.08.2019 informed that Andhra Pradesh is leading state for micro finance movement, which needs further boosting. NABARD proposed a target of 6,00,000 SHG –credit linkage and 40,000 JLG financing in the state during 2019-20 as per the details mentioned below.

S.No.	Name of the District	SHG credit Linkage	JLG financing
1	Anantapur	50000	200
2	Chittoor	60000	150
3	Kadapa	30000	150
4	Kurnool	40000	550
5	Nellore	40000	100
6	Prakasam	50000	1600
7	Guntur	60000	1000
8	Krishna	60000	11100
9	East Godavari	70000	6000
10	West Godavari	50000	16200
11	Visakhapatnam	30000	500
12	Vizianagaram	30000	550
13	Srikakulam	30000	1900
	Total	600000	40000

Forum requested to deliberate on above item and approve the targets.

X) Issues Of SERP - AP - SHG Bank Linkage

CEO, SERP, AP, vide Lr.No.1107/BPs/SERP/2019, Dated. 18/09/2019 requested to place following issues in the ensuing 208th SLBC Meeting for discussion and resolutions.

A. Reduction in interest Rates charged by the banks to SHG Bank Linkage;

- With a view to encourage better repayment culture and to reduce interest burden on the rural and Urban poor on SHG Bank loans, GoAP decided to continue the interest Subvention programme as “YSR VaddiLeniRunalu” as a part of “Navaratnalu” a flagship programme of the present Government.
- You are aware that banks in the state are lending to SHGs to the tune of Rs.17, 000 to Rs.18, 000 Crores every year with an excellent recovery rate of 98%. The bank Linkage in the state constitutes 35% to 40% of the country’s total lending to SHGs every year.
- In this connection, it is observed that SHGs availing loans from the banks are expressing dissatisfaction on the higher rate of interest charged to SHG finance. Hon’ble Chief Minister of Andhra Pradesh also requested the banks for reduction of Interest Rates on SHG finance to the extent possible during 207th SLBC meeting held on 18.06.2019.
- A subcommittee was also convened with major banks on 04.07.2019 by the Principal Secretary (PR & RD) and conveyed the request of the Hon’ble CM for reduction of interest rates on SHG bank Linkage. SLBC of AP informed that most of the banks have not responded on the subject of reduction of rate of interest.
- Banks in the state should consider reduction of interest rate as an incentive to the SHGs for their good repayment culture.

B. Waiver of penal interest on the bank loans eligible under YSR Aasara scheme:

- The Hon’ble Finance Minister during budget speech on 12.07.2019 for the financial year 2019-20 announced that “As a part of implementation of Navaratnalu, through the YSR Aasara program, it is proposed to reimburse the entire outstanding Bank Loan as on 11 April 2019 of Rs.27, 168 crores, in four instalments starting from next year”.
- In view of the above announcement, banks may consider waiver of penal interest on the bank loans outstanding as on 11.04.2019 identified for implementation of YSR Aasara Scheme, even though some default in repayment occurred by SHGs.

C. Impounding savings in the Group SB accounts of the SHGs:

- It is observed that some of the Branch Managers are impounding savings in the Group SB accounts and also placing certain percentage of loan amount sanctioned as term deposits.
- This practice is still continued, in spite of repeated requests from the SERP, RBI, NABARD, controlling authorities of various banks.
- No positive response was observed, though specific cases were brought to the notice of the branch managers/up to certain levels of controlling authorities.
- In view of the above the forum may suggest way out/grievance redressal mechanism to resolve the issue in a systematic manner.

D. Removal of members from the SHGs after attaining the age of 60 years:

- It is observed that some of the branch managers are insisting for the removal of members from the SHGs after attaining the age of 60 years, at the time of extending bank linkage.
- CGM, NABARD clarified in the earlier SLBC meetings that members cannot be removed from the SHGs on the basis of age criteria.
- The issue may be resolved and suitable resolutions may be passed with a request to the controllers of the banks to pass on the instructions to the branches accordingly.

E. Amounts released by GoAP to the eligible beneficiaries under “Navaratanalu” - Not to withhold/ adjustment to the loan accounts by the banks;

- You are aware that the GoAP decided to release considerable amount to the beneficiaries under “Navaratanalu” programme. It is expected that amounts are released to the bank accounts of the eligible beneficiaries with an advice to the banks to pass on the benefit to them.
- In this regard, banks are requested not to withhold the amount released under “Navaratanalu” in SB Account of the beneficiaries.
- Banks are requested not to adjust amount released under “Navaratanalu” to the loan account of the group/individual loan outstanding of the members / loan outstanding of the family members.

F. Payment of administrative expenses to SERP/MEPMA;

- You are aware that SERP/MEPMA is acting as sponsoring agency for promotion, nurturing, monitoring of Self Help Groups (SHGs) in the state of Andhra Pradesh.
- SERP/MEPMA is importing capacity building programmes to SHGs to run the groups on sound lines implementing “panchasuthra” principles.
- SERP/MEPMA is assisting the banks in loan processing and recovery under SHG Bank Linkage programme.
- SERP/MEPMA is having robust manpower for implementing bank linkage programme in the state effectively.
- Government of AP is also providing 100% interest subvention up to Rs.5 lakhs which help the SHGs to carryout income generation activities with no burden of interest on loans.
- Because of this measure, the repayment culture of SHGs was improved substantially with 98% recovery.
- In respect of NPA accounts also SERP/MEPMA motivated the groups to get benefit under OTS schemes of various banks.
- In view of the above banks may examine to consider payment of administrative expenses to SERP/MEPMA for the services rendered by them on mutually agreed terms and conditions.