



226th SLBC Meeting - Annexures as on 31.12.2023		Page No.
1. Bank wise Branches, Deposits & Advances as on 31.12.2023 (Amount in Crores)		1
2. District-wise No. of Branches, Deposits & Advances as on 31.12.2023 (Amt. in Crores)		2
3. Bank Wise Priority Sector Advances as on 31.12.2023 (Amount in crores)		3
4. District-wise Priority Sector Advances Outstanding as on 31.12.2023 (amount in crores)		5
5. Bank-wise Total Agricultural Advances Outstanding under Priority Sector and Non-Priority Sector as on 31.12.2023		6
6. Bank-wise Advances Outstanding to Agricultural Term Loans and Allied Activities as on 31.12.2023 (Amt in crores)		7
7. Bank-wise Progress in lending to Agricultural Term Loans - Disbursements as on 31.12.2023 (Amount in Crores)		8
8. BANK-WISE SHG Bank Linkage as on 31.12.2023		9
9. Bank-wise Total MSME Advances Outstanding as on 31.12.2023 (Amount in Crores)		10
10. Export Credit (Priority Sector) - Bank-wise Outstanding position as on 31.12.2023 (in crores)		11
11. Bank-wise Total Housing Loans Outstanding as on 31.12.2023 (Amount in Crores)		12
12. Bank-wise Total Education Loans Outstanding as on 31.12.2023 (Amount in Crores)		13
13. Bank-wise Outstanding under Social Infrastructure as on 31.12.2023(Amount in Crores)		14
14. Bank-wise Outstanding under Renewable Energy as on 31.12.2023 (Amount in Crores)		15
15. Bank-Wise Advances Outstanding To Small & Marginal Farmers, Minorities, Weaker Section , SC/ST and Women as on 31.12.2023		16
16. ANNUAL CREDIT PLAN 2022-23 DISTRICT-WISE ACHIEVEMENT as on 31.12.2023 (Amount in crores)		17
17. Annual Credit Plan 2022-23- Bank Wise Achievement as on 31.12.2023 (Amount in crores)		18
18. Annual Credit Plan 2022-23 - Bank Wise achievement as on 31.12.2023 (Amount in crores)		20
19. Disbursements under Housing Loans as on 31.12.2023 (Amount. in Crores)		21
20. Disbursements under Education Loans as on 31.12.2023 (Amount in Crores)		22
21. Short term Crop Production Loans (Priority Sector)-Bank-wise Outstanding and NPA as on 31.12.2023 (Amount in Crores)		23
22. Agr. Term Loans incl. allied activities (Priority Sector) -Bank-wise Outstanding & NPA as on 31.12.2023 (Amount in crores)		24
23. Farm Credit (Priority Sector)-Bank-wise Outstanding & NPA as on 31.12.2023 (Amount in crores)		25
24. Agriculture Infrastructure (Priority Sector)-Bank-wise Outstanding & NPA as on 31.12.2023 (Amount in Crores)		26
25. Ancillary Activities (Priority Sector) -Bank-wise Outstanding & NPA as on 31.12.2023 (Amount in crores)		27
26. Total Agricultural Advances (Priority Sector)-Bank-wise Outstanding & NPA as on 31.12.2023 (Amount in Crores)		28
27. Micro, Small & Medium Enterprises (Priority Sector) -Bank-wise Outstanding & NPA as on 31.12.2023 (Amount in Crores)		29
28. Others' under Priority Sector Advances-Bank-wise Outstanding & NPA as on 31.12.2023 (Amount in crores)		30
29. Total Priority Sector Advances-Bank-wise Outstanding & NPA as on 31.12.2023 (Amount in crores)		31
30. Total Non Priority Sector Advances-Bank-wise Outstanding & NPA as on 31.12.2023 (Amount in crores)		32
31. Total Advances-Bank-wise Outstanding & NPA as on 31.12.2023 (Amount in crores)		33
32. Housing Loans (Priority Sector)-Bank-wise Outstanding & NPA as on 31.12.2023 (Amount in Crores)		34
33. Education Loans (Priority Sector)-Bank-wise Outstanding & NPA as on 31.12.2023 (Amount in Crores)		35
34. Agricultural Advances (Non-Priority Sector)-Bank-wise Outstanding & NPA as on 31.12.2023 (Amount in Crores)		36
35. Housing Loans (Non-Priority Sector)-Bank-wise Outstanding & NPA as on 31.12.2023 (Amount in Crores)		37
36. Education Loans (Non-Priority Sector)-Bank-wise Outstanding & NPA as on 31.12.2023 (Amount in Crores)		38
37. Bank wise ATM position as on 31.12.2023		39
38. Bank wise Bank Mitra Position on 31.12.2023		40
39. Bank wise PMMY Disbursement as on 29.01.2024		41
40. BANK WISE STAND UP INDIA POSITION as on 31.12.2023		42
41. PMFME Data as on 04.01.2024		43
42. PMSVANidhi Bank wise Report as on 29.01.2024		44
43. BANK WISE DETAILS OF ENROLLMENTS UNDER APY UPTO 20.01.2024		45
44. BANK WISE STATUS OF PMSBY & PMJBY AS ON 29.01.2024		46
34. COMPREHENSIVE PERFORMANCE REPORT OF "ANDHRA PRADESH - RSETIS" FOR THE FINANCIAL YEAR (2023-24) for the quarter ended December 2023		47

1. Bank wise Branches, Desposits & Advances as on 31.12.2023 (Amount in Crores)

S.No	Bank Type	Rural	Semi Urban	Urban	Metro	Total Brs.	Deposits	Advances	CD Ratio
1	Bank of Baroda	74	68	82	17	241	13095.67	34277.54	262
2	Bank of India	34	67	37	19	157	6023.02	14428.67	240
3	Bank of Maharashtra	3	11	19	9	42	1059.83	4712.71	445
4	Canara Bank	263	177	146	73	659	29968.02	70541.29	235
5	Central Bank of India	32	46	33	16	127	4104.93	6564.66	160
6	Indian Bank	98	93	86	31	308	17973.89	33748.10	188
7	Indian Overseas Bank	45	44	44	24	157	6878.75	11470.36	167
8	Punjab National Bank	17	47	59	13	136	4384.04	14634.12	334
9	Punjab & Sind Bank	0	0	6	3	9	308.59	3923.76	1272
10	UCO Bank	11	7	22	4	44	1238.64	2972.41	240
11	Union Bank of India	448	344	243	105	1140	86424.15	122980.83	142
12	State Bank of India	459	459	334	180	1432	151160.89	193890.91	128
Public Sector Banks Total		1484	1363	1111	494	4452	322620.42	514145.36	159
13	Axis Bank	26	71	55	29	181	16342.32	21940.54	134
14	Bandhan Bank	0	1	14	4	19	608.19	1282.64	211
15	Catholic Syrian Bank Ltd	11	50	14	4	79	269.29	1577.47	586
16	City Union Bank Ltd	2	11	30	6	49	1192.94	3063.72	257
17	Coastal Local Area Bank Ltd	11	26	13	0	50	764.74	589.85	77
18	DCB Bank Limited	2	8	11	2	23	863.71	1210.80	140
19	Dhana Laxmi Bank	0	1	9	0	10	201.48	381.24	189
20	Federal Bank	9	2	15	6	32	2136.05	2173.25	102
21	HDFC Bank Ltd	28	155	110	66	359	26575.02	58284.52	219
22	ICICI Bank Ltd.	58	80	61	49	248	17659.25	31693.59	179
23	IDBI Bank	6	16	28	7	57	3532.50	6371.75	180
24	IDFC First Bank	2	14	23	9	48	3123.36	4954.92	159
25	Indus Ind Bank	3	21	33	15	72	3205.38	6173.62	193
26	Karnataka Bank	2	8	25	8	43	2262.57	2958.83	131
27	Karur Vysya Bank	18	63	40	16	137	8897.10	10792.38	121
28	Kotak Mahindra Bank	31	30	32	15	108	5938.40	5959.83	100
29	KBS Local Area Bank	0	1	1	0	2	23.04	10.30	45
30	RBL Bank	3	1	1	2	7	1352.66	454.90	34
31	South Indian Bank	2	3	16	0	21	915.50	1215.49	133
32	Tamilnad Mercantile Bank	0	17	10	0	27	1323.19	1980.59	150
33	Yes Bank	1	5	13	7	26	2217.08	3092.16	139
Private Sector Banks Total		215	584	554	245	1598	99403.77	166162.39	167
Commercial Banks Total		1699	1947	1665	739	6050	422024.19	680307.75	161
34	APCOB	189	128	117	14	448	20070.33	40024.51	199
Co-op. Banks Total		189	128	117	14	448	20070.33	40024.51	199
35	APGB	326	144	81	-	551	20648.31	24159.56	117
36	APGVB	193	35	50	-	278	8284.05	8616.73	104
37	CGGB	142	85	29	-	256	9383.57	12216.38	130
38	SGB	160	59	20	-	239	12241.88	12059.00	99
RRB's Total		821	323	180	-	1324	50557.81	57051.67	113
39	Equitas Small Finance Bank Ltd	-	1	18	5	24	1023.73	746.92	73
40	Fincare Small Finance Bank	5	41	27	4	77	596.99	2479.25	415
41	ESAF Bank	-	-	1	2	3	42.10	64.08	152
Small Finance Banks Total		5	42	46	11	104	1662.82	3290.25	198
42	Fino Payment Bank	-	-	-	1	1	0.60	-	-
43	Indian Post Payment Bank	-	3	21	-	24	355.64	-	-
44	Airtel Payment Bank	-	-	-	-	-	18.18	-	-
Payment Banks Total		-	3	21	1	25	374.42	-	-
45	APSFC	-	-	13	-	13	-	639.21	-
Others Total		-	-	13	-	13	-	639.21	-
Grand Total		2714	2443	2042	765	7964	494689.57	781313.39	158

SLBC OF A.P		Convener: 				
2. District-wise No. of Branches, Deposits & Advances as on 31.12.2023 (Amt. in Crores)						
S.No.	Name of the District	District Code	Deposits	Advances	CD Ratio	Remarks
1	Alluri Sitharama Raju	745	1587.18	2041.89	128.65	Above RBI Norm of 60%
2	Anakapalli	744	8064.31	14216.67	176.29	Above RBI Norm of 60%
3	Ananthapuramu	502	16880.59	27350.03	162.02	Above RBI Norm of 60%
4	Annamayya	753	11403.07	17470.34	153.21	Above RBI Norm of 60%
5	Bapatla	750	9870.15	19483.82	197.40	Above RBI Norm of 60%
6	Chittoor	503	14524.27	19531.71	134.48	Above RBI Norm of 60%
7	Dr. B.R.Ambedkar Konaseema	747	10374.56	20671.67	199.25	Above RBI Norm of 60%
8	East Godavari	505	16694.62	30042.95	179.96	Above RBI Norm of 60%
9	Eluru	748	13707.03	26639.19	194.35	Above RBI Norm of 60%
10	Guntur	506	41623.29	56533.06	135.82	Above RBI Norm of 60%
11	Kakinada	746	19781.85	29681.81	150.05	Above RBI Norm of 60%
12	Krishna	510	19050.34	37011.46	194.28	Above RBI Norm of 60%
13	Kurnool	511	14736.51	23235.74	157.67	Above RBI Norm of 60%
14	Nandyal	755	9260.55	17684.87	190.97	Above RBI Norm of 60%
15	NTR	749	63275.60	111686.37	176.51	Above RBI Norm of 60%
16	Palnadu	751	10322.94	26119.68	253.03	Above RBI Norm of 60%
17	Parvathipuram Manyam	743	3019.59	5165.20	171.06	Above RBI Norm of 60%
18	Prakasam	517	14477.28	29893.53	206.49	Above RBI Norm of 60%
19	SPSR Nellore	515	20214.11	36497.89	180.56	Above RBI Norm of 60%
20	Sri Sathya Sai	754	9369.98	16226.33	173.17	Above RBI Norm of 60%
21	Srikakulam	519	12091.38	18462.27	152.69	Above RBI Norm of 60%
22	Tirupati	752	42470.07	34590.23	81.45	Above RBI Norm of 60%
23	Visakhapatnam	520	69077.25	83736.24	121.22	Above RBI Norm of 60%
24	Vizianagaram	521	10763.50	17463.41	162.25	Above RBI Norm of 60%
25	West Godavari	523	16311.13	34021.77	208.58	Above RBI Norm of 60%
26	Y.S.R	504	15738.42	25855.27	164.28	Above RBI Norm of 60%
GRAND TOTAL			494689.57	781313.39	157.94	Above RBI Norm of 60%

SLBC OF A.P		Convener: 				
2. District-wise No. of Branches as on 31.12.2023						
S.No.	Name of the District	No. of Branches				
		Rural	Semi Urban	Urban	Metro	Total
1	Alluri Sitharama Raju	50	5	0	0	55
2	Anakapalli	114	90	5	6	215
3	Ananthapuramu	89	70	134	0	293
4	Annamayya	109	90	31	0	230
5	Bapatla	107	132	3	0	242
6	Chittoor	132	76	62	0	270
7	Dr. B.R.Ambedkar Konaseema	112	131	34	0	277
8	East Godavari	107	127	111	0	345
9	Eluru	129	109	108	0	346
10	Guntur	154	87	252	0	493
11	Kakinada	105	112	102	0	319
12	Krishna	166	139	83	35	423
13	Kurnool	42	40	128	0	210
14	Nandyal	90	86	57	6	239
15	NTR	91	120	47	237	495
16	Palnadu	96	125	51	0	272
17	Parvathipuram Manyam	49	41	4	0	94
18	Prakasam	141	105	80	8	334
19	SPSR Nellore	128	116	142	0	386
20	Sri Sathya Sai	58	72	48	0	178
21	Srikakulam	185	112	68	0	365
22	Tirupati	119	121	115	10	365
23	Visakhapatnam	31	25	64	463	583
24	Vizianagaram	126	80	88	0	294
25	West Godavari	102	159	96	0	357
26	Y.S.R	82	73	129	0	284
GRAND TOTAL		2714	2443	2042	765	7964

3. Bank Wise Priority Sector Advances as on 31.12.2023 (Amount in Crores)

S.No.	Name of the Bank	Short Term Production Loans	Agri.Term Loans	Farm Credit	Agrl.Infra.	Ancillary Activities	Total Agri.Advances	
							Amount	% to Total Advances
1	Bank of Baroda	8215.79	2784.27	11000.06	47.11	551.42	11598.59	33.84
2	Bank of India	1124.21	5180.22	6304.43	5.92	1374.75	7685.10	53.26
3	Bank of Maharashtra	110.52	169.51	280.03	1.04	128.99	410.06	8.70
4	Canara Bank	40073.41	791.16	40864.57	71.43	1059.62	41995.62	59.53
5	Central Bank of India	1354.38	1511.94	2866.32	29.93	213.22	3109.47	47.37
6	Indian Bank	11151.05	3041.21	14192.26	42.16	653.34	14887.76	44.11
7	Indian Overseas Bank	522.37	4669.14	5191.51	2.12	206.22	5399.85	47.08
8	Punjab National Bank	1234.64	141.23	1375.87	29.06	255.82	1660.75	11.35
9	Punjab & Sind Bank	14.38	7.06	21.44	7.56	3.25	32.25	0.82
10	UCO Bank	117.69	150.79	268.48	1.06	0.88	270.42	9.10
11	Union Bank of India	21591.86	27015.52	48607.38	512.32	8083.26	57202.96	46.51
12	State Bank of India	34690.23	16187.15	50877.38	78.26	3039.90	53995.54	27.85
Public Sector Banks Total		120200.53	61649.20	181849.73	827.97	15570.67	198248.37	38.56
13	Axis Bank	2221.18	748.23	2969.41	39.88	1151.13	4160.42	18.96
14	Bandhan Bank	0.96	25.56	26.52	3.73	15.42	45.67	3.56
15	Catholic Syrian Bank Ltd	114.71	1271.06	1385.77	0.71	3.28	1389.76	88.10
16	City Union Bank Ltd	133.36	203.15	336.51	37.08	220.14	593.73	19.38
17	Coastal Local Area Bank Ltd	53.03	108.40	161.43	-	6.28	167.71	28.43
18	DCB Bank Limited	176.91	42.10	219.01	-	14.46	233.47	19.28
19	Dhana Laxmi Bank	208.55	-	208.55	-	-	208.55	54.70
20	Federal Bank	932.09	11.74	943.83	-	14.21	958.04	44.08
21	HDFC Bank Ltd	2211.41	2015.26	4226.67	31.30	1612.26	5870.23	10.07
22	ICICI Bank Ltd.	986.40	1532.98	2519.38	-	427.01	2946.39	9.30
23	IDBI Bank	1703.31	105.26	1808.57	1.72	23.13	1833.42	28.77
24	IDFC First Bank	511.44	397.03	908.47	2.06	9.94	920.47	18.58
25	Indus Ind Bank	-	688.29	688.29	1.54	23.53	713.36	11.55
26	Karnataka Bank	330.08	11.35	341.43	51.09	139.05	531.57	17.97
27	Karur Vysya Bank	2232.83	505.54	2738.37	60.33	3.04	2801.74	25.96
28	Kotak Mahindra Bank	11.77	515.08	526.85	59.68	456.94	1043.47	17.51
29	KBS Local Area Bank	0.02	1.36	1.38	-	-	1.38	13.40
31	RBL Bank	41.91	195.18	237.09	-	0.73	237.82	52.28
32	South Indian Bank	534.80	0.21	535.01	5.22	22.22	562.45	46.27
33	Tamilnad Mercantile Bank	213.45	364.67	578.12	6.83	164.22	749.17	37.83
34	YES Bank	151.03	33.80	184.83	-	117.29	302.12	9.77
Private Sector Banks Total		12769.24	8776.25	21545.49	301.17	4424.28	26270.94	15.81
Commercial Banks Total		132969.77	70425.45	203395.22	1129.14	19994.95	224519.31	33.00
35	AP State Co-op Bank	13837.59	11024.76	24862.35	342.07	272.33	25476.75	63.65
Co-op. Banks Total		13837.59	11024.76	24862.35	342.07	272.33	25476.75	63.65
36	Andhra Pragathi Grameena Bank	9333.43	9142.83	18476.26	3.50	-	18479.76	76.49
37	A.P.Grameena Vikas Bank	1753.03	4349.86	6102.89	-	-	6102.89	70.83
38	C.G.G.B.	6653.76	3496.44	10150.20	-	-	10150.20	83.09
39	Saptagiri Grameena Bank	7132.52	3223.32	10355.84	-	-	10355.84	85.88
R.R.Bs Total		24872.74	20212.45	45085.19	3.50	-	45088.69	79.03
40	Equitas Small Finance Bank	-	9.16	9.16	-	-	9.16	1.23
41	Fincare Small Finance Bank	-	580.88	580.88	-	-	580.88	23.43
42	ESAF Bank	0.36	49.77	50.13	-	-	50.13	78.23
Small Finance Banks Total		0.36	639.81	640.17	-	-	640.17	19.46
43	A P S F C	-	-	-	-	-	-	-
Others Total		-	-	-	-	-	-	-
Grand Total		171680.46	102302.47	273982.93	1474.71	20267.28	295724.92	37.85
Consolidation								
Commercial Banks		132969.77	70425.45	203395.22	1129.14	19994.95	224519.31	33.00
Co-operative Banks		13837.59	11024.76	24862.35	342.07	272.33	25476.75	63.65
Regional Rural Banks		24872.74	20212.45	45085.19	3.50	-	45088.69	79.03
Others		0.36	639.81	640.17	-	-	640.17	19.46
Others Total		-	-	-	-	-	-	-
Grand Total		171680	102302	273983	1475	20267	295725	38

nt in crores)

S.No.	Name of the Bank	MSME	Export Credit	Others' under Priority Sector Advances	Advances	
					Amount	% to Total Advances
1	Bank of Baroda	3034.16	-	1626.15	16258.90	47.43
2	Bank of India	2006.59	-	1179.60	10871.29	75.35
3	Bank of Maharashtra	699.05	-	151.72	1260.83	26.75
4	Canara Bank	7415.92	-	2696.40	52107.94	73.87
5	Central Bank of India	912.52	-	796.41	4818.40	73.40
6	Indian Bank	5018.96	-	694.36	20601.08	61.04
7	Indian Overseas Bank	1764.08	-	697.59	7861.52	68.54
8	Punjab National Bank	1539.10	-	529.46	3729.31	25.48
9	Punjab & Sind Bank	135.12	-	30.04	197.41	5.03
10	UCO Bank	531.25	103.59	533.62	1438.88	48.41
11	Union Bank of India	18763.10	-	4928.23	80894.29	65.78
12	State Bank of India	16500.66	6.08	16434.30	86936.58	44.84
Public Sector Banks Total		58320.51	109.67	30297.88	286976.43	55.82
13	Axis Bank	6405.24	22.65	335.59	10923.90	49.79
14	Bandhan Bank	113.21	-	534.08	692.96	54.03
15	Catholic Syrian Bank Ltd	7.97	-	1.35	1399.08	88.69
16	City Union Bank Ltd	1409.91	-	29.76	2033.40	66.37
17	Coastal Local Area Bank Ltd	145.26	-	65.60	378.57	64.18
18	DCB Bank Limited	212.03	-	165.91	611.41	50.50
19	Dhana Laxmi Bank	52.43	-	36.57	297.55	78.05
20	Federal Bank	216.40	-	139.77	1314.21	60.47
21	HDFC Bank Ltd	11954.48	-	2939.34	20764.05	35.63
22	ICICI Bank Ltd.	6112.81	-	948.87	10008.07	31.58
23	IDBI Bank	415.39	-	431.18	2679.99	42.06
24	IDFC First Bank	1050.80	-	155.37	2126.64	42.92
25	Indus Ind Bank	1538.19	-	56.21	2307.76	37.38
26	Karnataka Bank	1042.97	-	209.83	1784.37	60.31
27	Karur Vysya Bank	3083.60	-	130.76	6016.10	55.74
28	Kotak Mahindra Bank	2253.52	-	41.45	3338.44	56.02
29	KBS Local Area Bank	2.70	-	0.24	4.32	41.94
31	RBL Bank	63.88	-	16.52	318.22	69.95
32	South Indian Bank	210.01	-	27.72	800.18	65.83
33	Tamilnad Mercantile Bank	512.62	-	120.67	1382.46	69.80
34	YES Bank	908.19	-	33.43	1243.74	40.22
Private Sector Banks Total		37711.61	22.65	6420.22	70425.42	42.38
Commercial Banks Total		96032.12	132.32	36718.10	357401.85	52.54
35	AP State Co-op Bank	2613.08	-	4191.05	32280.88	80.65
Co-op. Banks Total		2613.08	-	4191.05	32280.88	80.65
36	Andhra Pragathi Grameena Bank	1795.47	-	1989.57	22264.80	92.16
37	A.P.Grameena Vikas Bank	222.16	-	372.97	6698.02	77.73
38	C.G.G.B.	606.05	-	406.89	11163.14	91.38
39	Saptagiri Grameena Bank	725.02	-	284.48	11365.34	94.25
R.R.Bs Total		3348.70	-	3053.91	51491.30	90.25
40	Equitas Small Finance Bank	469.94	-	23.71	502.81	67.32
41	Fincare Small Finance Bank	565.17	-	759.01	1905.06	76.84
42	ESAF Bank	3.46	-	2.05	55.64	86.83
Small Finance Banks Total		1038.57	-	784.77	2463.51	74.87
43	A P S F C	639.21	-	-	639.21	100.00
Others Total		639.21	-	-	639.21	100.00
Grand Total		103671.68	132.32	44747.83	444276.75	56.86
Commercial Banks		96032.12	132.32	36718.10	357401.85	52.54
Co-operative Banks		2613.08	-	4191.05	32280.88	80.65
Regional Rural Banks		3348.70	-	3053.91	51491.30	90.25
Others		1038.57	-	784.77	2463.51	74.87
Others Total		639.21	-	-	639.21	100.00
Grand Total		103672	132	44748	444277	57

4. District-wise Priority Sector Advances Outstanding as on 31.12.2023 (amount in crores)

S.No.	District	Short Term Production Loans	Agri.Term Loans	Farm Credit	Agri. Infra.	Ancillary Activities	Total Agri. Advances	MSME	Export Credit	Others' under Priority Sector	Total Priority Sector
1	Alluri Sitharama Raju	642.48	345.12	987.60	5.58	50.03	1043.21	158.93	0.00	26.72	1228.86
2	Anakapalli	4025.40	3307.18	7332.58	30.23	288.24	7651.05	1201.57	0.00	891.75	9744.37
3	Ananthapuramu	9554.69	3630.61	13185.30	61.75	362.78	13609.83	3196.73	0.00	1392.12	18198.68
4	Annamayya	6650.57	3376.32	10026.89	6.12	164.87	10197.88	1423.44	0.00	709.76	12331.08
5	Bapatla	7108.75	4776.50	11885.25	46.09	383.52	12314.86	1544.32	0.00	914.03	14773.21
6	Chittoor	6837.32	3084.12	9921.44	47.36	398.94	10367.74	1973.48	0.00	762.69	13103.91
7	Dr. B.R.Ambedkar Konaseema	5791.03	4399.95	10190.98	49.52	1131.14	11371.64	2165.61	0.00	1439.28	14976.53
8	East Godavari	6720.71	4589.59	11310.30	42.35	1585.43	12938.08	4199.09	0.00	1819.77	18956.94
9	Eluru	8520.37	6064.92	14585.29	52.90	805.73	15443.92	2654.72	0.00	1394.62	19493.26
10	Guntur	8203.27	4670.05	12873.32	171.58	2003.11	15048.01	11097.59	103.59	3214.26	29463.45
11	Kakinada	6970.12	4653.43	11623.55	25.35	1674.54	13323.44	4390.35	0.00	1554.04	19267.83
12	Krishna	6251.36	5186.09	11437.45	49.85	590.48	12077.78	3598.76	0.00	2083.31	17759.85
13	Kurnool	5958.48	2138.83	8097.31	66.70	524.96	8688.97	3022.98	0.00	2456.07	14168.02
14	Nandyal	5976.51	2730.54	8707.05	170.56	527.19	9404.80	1838.49	0.00	1640.87	12884.16
15	NTR	6722.65	4897.15	11619.80	117.19	2146.50	13883.49	14387.95	0.00	5094.51	33365.95
16	Palnadu	10462.66	4822.09	15284.75	54.34	738.00	16077.09	2835.82	0.00	1288.17	20201.08
17	Parvathipuram Manyam	1650.53	1375.15	3025.68	5.32	98.23	3129.23	366.30	0.00	204.70	3700.23
18	Prakasam	10171.57	5323.54	15495.11	72.48	516.89	16084.48	4497.22	0.00	1402.18	21983.88
19	SPSR Nellore	9733.14	5306.30	15039.44	52.81	944.41	16036.66	5357.97	0.00	1796.71	23191.34
20	Sri Sathya Sai	6327.76	3104.08	9431.84	54.29	167.19	9653.32	1706.90	0.00	647.93	12008.15
21	Srikakulam	4764.20	3879.55	8643.75	30.82	356.79	9031.36	1920.79	0.00	1170.08	12122.23
22	Tirupati	9139.90	4038.78	13178.68	70.12	628.39	13877.19	4526.46	3.33	1418.41	19825.39
23	Visakhapatnam	3304.61	2142.05	5446.66	25.73	1542.78	7015.17	14956.57	25.40	6758.02	28755.16
24	Vizianagaram	3684.48	4098.22	7782.70	30.82	304.10	8117.62	1723.26	0.00	1334.06	11174.94
25	West Godavari	8757.74	5935.92	14693.66	84.84	1918.31	16696.81	5652.67	0.00	2122.23	24471.71
26	Y.S.R	7750.06	4425.49	12176.55	50.01	414.73	12641.29	3273.72	0.00	1211.54	17126.55
Grand Total		171680	102302	273983	1475	20267	295725	103672	132	44748	444277

5. Bank-wise Total Agricultural Advances Outstanding under Priority Sector and Non-Priority Sector as on 31.12.2023

S.No.	Name of the Bank	Priority Sector		Non-Priority Sector		Total Agriculture	
		Accounts	Amount	Accounts	Amount	Accounts	Amount
1	Bank of Baroda	582512	11598.59	1241	192.27	583753	11790.86
2	Bank of India	395628	7685.10	-	-	395628	7685.10
3	Bank of Maharashtra	13774	410.06	-	-	13774	410.06
4	Canara Bank	2346291	41995.62	572	153.17	2346863	42148.79
5	Central Bank of India	121986	3109.47	-	-	121986	3109.47
6	Indian Bank	803423	14887.76	36	248.92	803459	15136.68
7	Indian Overseas Bank	257368	5399.85	6445	698.87	263813	6098.72
8	Punjab National Bank	64576	1660.75	4	61.08	64580	1721.83
9	Punjab & Sind Bank	220	32.25	-	-	220	32.25
10	UCO Bank	16331	270.42	-	-	16331	270.42
11	Union Bank of India	2582125	57202.96	2982	1948.25	2585107	59151.21
12	State Bank of India	2298883	53995.54	424	40.48	2299307	54036.02
Public Sector Banks Total		9483117	198248.37	11704	3343.04	9494821	201591.41
13	Axis Bank	34778	4160.42	11	55.22	34789	4215.64
14	Bandhan Bank	12060	45.67	-	-	12060	45.67
15	Catholic Syrian Bank Ltd	69390	1389.76	2	0.02	69392	1389.78
16	City Union Bank Ltd	14791	593.73	-	-	14791	593.73
17	Coastal Local Area Bank Ltd	14333	167.71	-	-	14333	167.71
18	DCB Bank Limited	4614	233.47	66	3.57	4680	237.04
19	Dhana Laxmi Bank	4459	208.55	-	-	4459	208.55
20	Federal Bank	56569	958.04	-	-	56569	958.04
21	HDFC Bank Ltd	45833	5870.23	618	156.66	46451	6026.89
22	ICICI Bank Ltd.	55685	2946.39	-	-	55685	2946.39
23	IDBI Bank	74906	1833.42	-	-	74906	1833.42
24	IDFC First Bank	63765	920.47	142	5.90	63907	926.37
25	Indus Ind Bank	16133	713.36	-	-	16133	713.36
26	Karnataka Bank	16591	531.57	14	2.58	16605	534.15
27	Karur Vysya Bank	120092	2801.74	26339	989.24	146431	3790.98
28	Kotak Mahindra Bank	18344	1043.47	-	-	18344	1043.47
29	KBS Local Area Bank	138	1.38	-	-	138	1.38
31	RBL Bank	28198	237.82	7	1.73	28205	239.55
32	South Indian Bank	25695	562.45	2	0.02	25697	562.47
33	Tamilnad Mercantile Bank	40225	749.17	3	0.81	40228	749.98
34	Yes Bank	586	302.12	-	-	586	302.12
Private Sector Banks Total		717185	26270.94	27204	1215.75	744389	27486.69
Commercial Banks Total		10200302	224519.31	38908	4558.79	10239210	229078.10
35	AP State Co-op Bank	380965	25476.75	-	-	380965	25476.75
Co-op. Banks Total		380965	25476.75	-	-	380965	25476.75
36	Andhra Pragathi Grameena Bank	1319667	18479.76	-	-	1319667	18479.76
37	A.P.Grameena Vikas Bank	393467	6102.89	-	-	393467	6102.89
38	C.G.G.B.	608997	10150.20	-	-	608997	10150.20
39	Saptagiri Grameena Bank	616658	10355.84	-	-	616658	10355.84
R.R.Bs Total		2938789	45088.69	-	-	2938789	45088.69
40	Equitas Small Finance Bank Ltd	185	9.16	-	-	185	9.16
41	Fincare Small Finance Bank	93789	580.88	-	-	93789	580.88
42	ESAF Bank	6050	50.13	-	-	6050	50.13
Small Finance Banks Total		100024	640	-	-	100024	640
43	Airtel Payments Bank	-	-	-	-	-	-
44	Fino Payment Bank	-	-	-	-	-	-
45	India Post payment Bank	-	-	-	-	-	-
Payment Banks Total		-	-	-	-	-	-
42	A P S F C	-	-	-	-	-	-
Others Total		-	-	-	-	-	-
Grand Total		13620080	295725	38908	4559	13658988	300284
Consolidation							
Commercial Banks		10200302	224519	38908	4559	10239210	229078
Co-operative Banks		380965	25477	-	-	380965	25477
Regional Rural Banks		2938789	45089	-	-	2938789	45089
Small Finance Banks Total		100024	640	-	-	100024	640
Payment Banks Total		-	-	-	-	-	-
Others Total		-	-	-	-	-	-
Grand Total		13620080	295725	38908	4559	13658988	300284

6. Bank-wise Advances Outstanding to Agricultural Term Loans and Allied Activities as on 31.12.2023 (Amt in crores)					
S.No.	Name of the Bank	Farm Mechanisation	Dairy Development	Poultry Development	Fisheries Development
1	Bank of Baroda	9.58	234.37	18.40	36.51
2	Bank of India	12.17	17.49	6.50	42.34
3	Bank of Maharashtra	-	2.34	1.99	0.19
4	Canara Bank	31.42	426.68	89.59	772.58
5	Central Bank of India	1.10	7.83	163.62	148.12
6	Indian Bank	10.68	15.45	25.54	157.33
7	Indian Overseas Bank	10.52	14.88	100.34	4.57
8	Punjab & Sind Bank	0.10	0.52	5.49	6.27
9	Punjab National Bank	32.60	13.32	4.04	28.84
10	UCO Bank	0.38	0.38	0.48	-
11	Union Bank of India	9.88	526.49	279.96	787.07
12	State Bank of India	9.64	248.74	83.27	5.66
Public Sector Banks Total		128.07	1508.49	779.22	1989.48
13	Axis Bank	-	-	-	-
14	Bandhan Bank	-	-	-	-
15	Catholic Syrian Bank Ltd	-	-	-	-
16	City Union Bank Ltd	3.17	1.23	3.26	99.46
17	Coastal Local Area Bank Ltd	-	104.73	-	2.31
18	DCB Bank Limited	37.36	2.04	-	-
19	Dhana Laxmi Bank	-	-	-	-
20	Federal Bank	1.08	121.82	3.47	0.83
21	HDFC Bank Ltd	380.93	-	-	-
22	ICICI Bank Ltd.	66.91	765.92	118.86	47.01
23	IDBI Bank	0.07	0.01	-	-
24	IDFC First Bank	70.48	283.40	0.68	2.36
25	Indus Ind Bank	-	-	-	-
26	Karnataka Bank	3.68	1.70	30.11	3.41
27	Karur Vysya Bank	9.81	84.59	17.65	53.82
28	Kotak Mahindra Bank	561.79	0.29	-	21.60
29	KBS Local Area Bank	-	-	-	-
31	RBL Bank	0.25	-	-	99.97
32	South Indian Bank	-	-	-	0.08
33	Tamilnad Mercantile Bank	-	320.69	-	-
34	YES Bank	-	-	-	-
Private Sector Banks Total		1135.53	1686.42	174.03	330.85
Commercial Banks Total		1263.60	3194.91	953.25	2320.33
35	AP State Co-op Bank	514.83	1446.72	15.12	306.97
Co-op. Banks Total		514.83	1446.72	15.12	306.97
36	Andhra Pragathi Grameena Bank	41.24	33.11	0.03	0.61
37	A.P.Grameena Vikas Bank	0.28	4.39	0.09	7.54
38	C.G.G.B.	1.28	5.36	0.15	15.82
39	Saptagiri Grameena Bank	9.19	175.22	0.94	84.05
R.R.B.s Total		51.99	218.08	1.21	108.02
40	Equitas Small Finance Bank	-	-	-	-
41	Fincare Small Finance Bank	-	-	-	-
42	ESAF Bank	0.22	15.18	0.53	1.61
Small Finance Banks Total		0.22	15.18	0.53	1.61
43	Airtel Payments Bank	-	-	-	-
44	Fino Payment Bank	-	-	-	-
45	India Post payment Bank	-	-	-	-
Payment Banks Total		-	-	-	-
46	A P S F C	-	-	-	-
Others Total		-	-	-	-
Grand Total		1830.64	4874.89	970.11	2736.93

**7. Bank-wise Progress in lending to Agricultural Term Loans - Disbursements as on 31.12.2023
(Amount in Crores)**

S.No	Name of the Bank	Farm Mechanisation		Dairy Development		Poultry Development		Fisheries Development	
		A/Cs	Amount	A/Cs	Amount	A/Cs	Amount	A/Cs	Amount
1	Bank of Baroda	75	3.36	8278	174.11	65	8.69	1221	31.40
2	Bank of India	185	7.11	161	14.35	4	1.40	51	36.90
3	Bank of Maharashtra	-	-	10	1.76	1	2.00	-	-
4	Canara Bank	234	2.90	22568	179.62	175	35.04	1556	1077.31
5	Central Bank of India	2	0.12	124	0.81	113	140.10	227	87.10
6	Indian Bank	60	5.54	187	8.73	16	1.25	97	8.73
7	Indian Overseas Bank	51	2.33	196	2.37	38	232.65	-	-
8	Punjab & Sind Bank	1	0.03	-	-	-	-	-	-
9	Punjab National Bank	74	3.94	125	4.13	8	0.77	162	6.04
10	UCO Bank	12	0.10	31	0.40	4	-	-	-
11	Union Bank of India	75	3.59	11183	295.12	8988	259.55	40762	784.71
12	State Bank of India	-	-	13242	143.02	120	53.04	1199	12.16
	Public Sector Banks Total	769	29.02	56105	824.42	9532	734.49	45275	2044.35
13	Axis Bank	-	-	-	-	-	-	-	-
14	Bandhan Bank	-	-	-	-	-	-	-	-
15	Catholic Syrian Bank Ltd	-	-	-	-	-	-	-	-
16	City Union Bank Ltd	11	0.62	14	0.65	-	-	1	0.40
17	Coastal Local Area Bank Ltd	-	-	1505	10.17	-	-	4	0.27
18	DCB Bank Limited	153	5.35	270	2.14	-	-	-	-
19	Dhana Laxmi Bank	-	-	-	-	-	-	-	-
20	Federal Bank	1	0.01	26719	125.97	730	3.56	16	0.50
21	HDFC Bank Ltd	1979	96.71	-	-	-	-	-	-
22	ICICI Bank Ltd.	604	27.75	24121	553.07	3327	75.14	968	35.66
23	IDBI Bank	-	-	1	-	-	-	-	-
24	IDFC First Bank	2053	50.96	27958	196.76	41	0.48	141	1.99
25	Indus Ind Bank	-	-	-	-	-	-	-	-
26	Karnataka Bank	4	0.33	46	0.72	10	5.99	1	0.20
27	Karur Vysya Bank	190	8.08	3247	63.05	504	11.64	1017	26.34
28	Kotak Mahindra Bank	2209	123.72	8	0.14	-	-	15	12.10
29	KBS Local Area Bank	-	-	-	-	-	-	-	-
31	RBL Bank	5	0.15	-	-	-	-	455	37.29
32	South Indian Bank	-	-	-	-	-	-	-	-
33	Tamilnad Mercantile Bank	-	-	24219	321.66	-	-	-	-
34	YES Bank	-	-	-	-	-	-	-	-
	Private Sector Banks Total	7209	313.68	108108	1274.33	4612	96.81	2618	114.75
	Commercial Banks Total	7978	342.70	164213	2098.75	14144	831.30	47893	2159.10
35	AP State Co-op Bank	4244	147.36	5855	356.33	37	3.96	1028	181.21
	Co-op. Banks Total	4244	147.36	5855	356.33	37	3.96	1028	181.21
36	APGB	475	24.08	2688	19.23	-	-	112	0.56
37	A.P.Grameena Vikas Bank	2	0.07	310	4.25	1	0.07	1362	5.76
38	C.G.G.B.	39	1.28	742	5.83	7	0.17	541	14.73
39	Saptagiri Grameena Bank	67	6.86	2868	212.70	6	0.16	430	66.49
	R.R.B.s Total	583	32.29	6608	242.01	14	0.40	2445	87.54
40	Equitas Small Finance Bank	-	-	-	-	-	-	-	-
41	Fincare Small Finance Bank	-	-	-	-	-	-	-	-
42	ESAF Bank	58	0.23	3920	15.75	138	0.55	417	1.66
	Small Finance Banks Total	58	0.23	3920	15.75	138	0.55	417	1.66
43	Airtel Payments Bank	-	-	-	-	-	-	-	-
44	Fino Payment Bank	-	-	-	-	-	-	-	-
45	India Post payments Bank	-	-	-	-	-	-	-	-
	Payment Banks Total	-	-	-	-	-	-	-	-
46	A P S F C	-	-	-	-	-	-	-	-
	Others Total	-	-	-	-	-	-	-	-
	Grand Total	12863	522.58	180596	2712.84	14333	836.21	51783	2429.51

8. BANK-WISE SHG Bank Linkage as on 31.12.2023

(Amount in Crores)

S.No.	Name of the Bank	Savings Linked		Credit Linked	
		No.of accounts	Outstanding Amount	No.of accounts	Outstanding Amount
1	Bank of Baroda	27373	145	29478	897
2	Bank of India	29146	368	19814	3769
3	Bank of Maharashtra	867	-	867	867
4	Canara Bank	127572	1616	100840	10394
5	Central Bank of India	8313	106	8300	730
6	Indian Bank	19800	65	80008	7743
7	Indian Overseas Bank	21735	52	21818	611
8	Punjab National Bank	4084	106	3136	155
9	Punjab & Sind Bank	-	-	-	-
10	UCO Bank	252	179	2784	210
11	Union Bank of India	290773	4974	254116	26239
12	State Bank of India	221093	2935	221093	18194
Public Sector Banks Total		751008	10547.05	742254	69809.51
13	Axis Bank	-	-	-	-
14	Bandhan Bank	-	-	-	-
15	Catholic Syrian Bank Ltd	-	-	-	-
16	City Union Bank Ltd.	-	-	-	-
17	Coastal Local Area Bank Ltd	-	-	-	-
18	DCB Bank Limited	-	-	-	-
19	Dhana Laxmi Bank	-	-	-	-
20	Federal Bank	-	-	-	-
21	HDFC Bank Ltd	4776	210	2283	145
22	ICICI Bank Ltd.	-	-	-	-
23	IDBI Bank	32	2	32	2
24	IDFC First Bank	-	-	-	-
25	Indus Ind Bank	-	-	-	-
26	Karnataka Bank	92	5	92	5
27	Karur Vysya Bank	-	-	-	-
28	Kotak Mahindra Bank	-	-	-	-
29	KBS Local Area Bank	-	-	-	-
31	RBL Bank	-	-	-	-
32	South Indian Bank	-	-	-	-
33	Tamilnad Mercantile Bank	-	-	-	-
34	Yes Bank	-	-	-	-
Private Sector Banks Total		4900	217.34	2407	152.44
Commercial Banks Total		755908	10764.38	744661	69961.95
35	AP State Co-op Bank	37409	1188	32979	2330
Co-op. Banks Total		37409	1187.94	32979	2329.51
36	Andhra Pragathi Grameena Bank	126995	1348	126805	5936
37	A.P.Grameena Vikas Bank	90230	1378	90230	4369
38	C.G.G.B.	42466	906	42466	3778
39	Saptagiri Grameena Bank	70131	571	53720	4067
R.R.Bs Total		329822	4202.66	313221	18149.72
40	Equitas Small Finance Bank Ltd	-	-	-	-
41	Fincare Small Finance Bank	-	-	-	-
42	ESAF Bank	-	-	-	-
Small Finance Banks Total		-	-	-	-
43	Airtel Payments Bank	-	-	-	-
44	Fino Payment Bank	-	-	-	-
45	India Post payment Bank	-	-	-	-
Payment Banks Total		-	-	-	-
46	A P S F C	-	-	-	-
Others Total		-	-	-	-
Grand Total		1123139	16154.98	1090861	90441.18

10. Export Credit (Priority Sector) - Bank-wise Outstanding position as on 31.12.2023 (in crores)

S.No.	Name of the Bank	Outstanding Amount
1	UCO Bank	103.59
2	State Bank of India	6.08
3	Axis Bank	22.65
4	ICICI Bank	-
5	Karur Vysya Bank	-
Grand Total		132.32


Note: All other banks have reported NIL

11. Bank-wise Total Housing Loans Outstanding as on 31.12.2023 (Amount in Crores)

S.No.	Name of the Bank	Priority Sector		Non-Priority Sector		Total Housing Loans	
		No. of Accounts	Amount	No. of Accounts	Amount	No. of Accounts	Amount
1	Bank of Baroda	17781	1455.87	10938	2749.18	28719	4205.05
2	Bank of India	13511	1054.17	5516	1745.50	19027	2799.67
3	Bank of Maharashtra	1603	131.89	790	298.54	2393	430.43
4	Canara Bank	25846	1919.24	17411	4464.24	43257	6383.48
5	Central Bank of India	5671	711.92	298	68.90	5969	780.82
6	Indian Bank	7715	514.59	13158	2942.09	20873	3456.68
7	Indian Overseas Bank	7526	648.37	3190	916.79	10716	1565.16
8	Punjab National Bank	6172	412.33	5055	1159.11	11227	1571.44
9	Punjab & Sind Bank	194	23.04	271	71.52	465	94.56
10	UCO Bank	2356	168.28	750	230.65	3106	398.93
11	Union Bank of India	49873	3499.64	214593	9627.84	264466	13127.48
12	State Bank of India	146237	14696.33	295519	43813.89	441756	58510.22
Public Sector Banks Total		284485	25235.67	567489	68088.25	851974	93323.92
13	Axis Bank	2763	279.26	4702	1719.23	7465	1998.49
14	Bandhan Bank	70	13.63	342	114.80	412	128.43
15	Catholic Syrian Bank Ltd	6	0.55	7	0.74	13	1.29
16	City Union Bank Ltd	336	21.83	417	112.53	753	134.36
17	Coastal Local Area Bank Ltd	611	62.81	222	44.97	833	107.78
18	DCB Bank Limited	9471	161.68	938	244.71	10409	406.39
19	Dhana Laxmi Bank	254	35.54	70	18.41	324	53.95
20	Federal Bank	235	24.86	368	147.42	603	172.28
21	HDFC Bank Ltd	18963	2723.00	39297	9356.00	58260	12079.00
22	ICICI Bank Ltd.	4783	874.75	14960	5303.72	19743	6178.47
23	IDBI Bank	3338	394.53	4044	996.01	7382	1390.54
24	IDFC First Bank	2644	155.11	1097	207.22	3741	362.33
25	Indus Ind Bank	523	56.21	955	136.75	1478	192.96
26	Karnataka Bank	1223	138.94	1463	473.31	2686	612.25
27	Karur Vysya Bank	1295	116.57	3989	990.27	5284	1106.84
28	Kotak Mahindra Bank	189	34.42	-	-	189	34.42
29	KBS Local Area Bank	14	0.24	1	0.34	15	0.58
31	RBL Bank	142	15.56	144	33.82	286	49.38
32	South Indian Bank	172	17.54	105	28.70	277	46.24
33	Tamilnad Mercantile Bank	1171	119.75	590	149.40	1761	269.15
34	YES Bank	245	32.93	402	182.33	647	215.26
Private Sector Banks Total		48448	5279.71	74113	20260.68	122561	25540.39
Commercial Banks Total		332933	30515.38	641602	88348.93	974535	118864.31
35	AP State Co-op Bank	4642	205.15	553	75.35	5195	280.50
Co-op. Banks Total		4642	205.15	553	75.35	5195	280.50
36	Andhra Pragathi Grameena Bank	7545	483.84	990	218.26	8535	702.10
37	A.P.Grameena Vikas Bank	4535	369.06	1123	351.13	5658	720.19
38	C.G.G.B.	6107	340.63	-	-	6107	340.63
39	Saptagiri Grameena Bank	3413	258.50	944	258.81	4357	517.31
R.R.Bs Total		21600	1452.03	3057	828.20	24657	2280.23
40	Equitas Small Finance Bank Ltd	162	23.71	437	57.58	599	81.29
41	Fincare Small Finance Bank	4349	287.54	-	-	4349	287.54
42	ESAF Bank	6	1.49	-	-	6	1.49
Small Finance Banks Total		4517	313	437	58	4954	370
43	Airtel Payments Bank	-	-	-	-	-	-
44	Fino Payment Bank	-	-	-	-	-	-
45	India Post payment Bank	-	-	-	-	-	-
Payment Banks Total		-	-	-	-	-	-
42	A P S F C	-	-	-	-	-	-
Others Total		-	-	-	-	-	-
Grand Total		363692	32485	645649	89310	1009341	121795
Consolidation							
Commercial Banks		332933	30515	641602	88349	974535	118864
Co-operative Banks		4642	205	553	75	5195	281
Regional Rural Banks		21600	1452	3057	828	24657	2280
Small Finance Banks Total		4517	313	437	58	4954	370
Payment Banks Total		-	-	-	-	-	-
Others Total		-	-	-	-	-	-
Grand Total		363692	32485	645649	89310	1009341	121795

12. Bank-wise Total Education Loans Outstanding as on 31.12.2023 (Amount in Crores)

S.No.	Name of the Bank	Priority Sector		Non-Priority Sector		Total	
		No. of Accounts	Amount	No. of Accounts	Amount	No. of Accounts	Amount
1	Bank of Baroda	3923	166.05	2551	589.86	6474	755.91
2	Bank of India	3259	124.56	532	104.99	3791	229.55
3	Bank of Maharashtra	361	19.83	196	42.62	557	62.45
4	Canara Bank	14329	753.62	1327	293.80	15656	1047.42
5	Central Bank of India	1625	83.56	43	13.06	1668	96.62
6	Indian Bank	2548	179.68	1076	228.53	3624	408.21
7	Indian Overseas Bank	1722	47.01	461	101.52	2183	148.53
8	Punjab National Bank	1675	112.95	514	99.73	2189	212.68
9	Punjab & Sind Bank	65	3.56	57	13.22	122	16.78
10	UCO Bank	567	20.46	13	3.23	580	23.69
11	Union Bank of India	87826	1425.09	5841	1169.29	93667	2594.38
12	State Bank of India	35283	1737.91	8010	1978.87	43293	3716.78
Public Sector Banks Total		153183	4674.28	20621	4638.72	173804	9313.00
13	Axis Bank	2133	46.51	685	139.42	2818	185.93
14	Bandhan Bank	-	-	-	-	-	-
15	Catholic Syrian Bank Ltd	3	0.14	-	-	3	0.14
16	City Union Bank Ltd	38	1.67	21	3.90	59	5.57
17	Coastal Local Area Bank Ltd	3	0.38	20	2.92	23	3.30
18	DCB Bank Limited	2	-	2	0.26	4	0.26
19	Dhana Laxmi Bank	19	0.81	15	2.61	34	3.42
20	Federal Bank	57	4.76	12	2.45	69	7.21
21	HDFC Bank Ltd	116	3.14	8	1.36	124	4.50
22	ICICI Bank Ltd.	1070	74.12	650	141.22	1720	215.34
23	IDBI Bank	773	35.36	241	47.69	1014	83.05
24	IDFC First Bank	-	-	89	25.21	89	25.21
25	Indus Ind Bank	-	-	-	-	-	-
26	Karnataka Bank	358	20.80	126	18.21	484	39.01
27	Karur Vysya Bank	141	8.59	90	11.70	231	20.29
28	Kotak Mahindra Bank	-	-	-	-	-	-
29	KBS Local Area Bank	-	-	-	-	-	-
31	RBL Bank	-	-	-	-	-	-
32	South Indian Bank	18	0.76	4	0.54	22	1.30
33	Tamilnad Mercantile Bank	35	0.92	43	4.27	78	5.19
34	YES Bank	2	0.20	-	-	2	0.20
Private Sector Banks Total		4768	198.16	2006	401.76	6774	599.92
Commercial Banks Total		157951	4872.44	22627	5040.48	180578	9912.92
35	AP State Co-op Bank	608	97.77	15	1.89	623	99.66
Co-op. Banks Total		608	97.77	15	1.89	623	99.66
36	Andhra Pragathi Grameena Bank	2271	64.00	229	28.04	2500	92.04
37	A.P.Grameena Vikas Bank	146	3.91	20	3.67	166	7.58
38	C.G.G.B.	1235	65.89	731	140.50	1966	206.39
39	Saptagiri Grameena Bank	165	16.65	48	4.68	213	21.33
R.R.Bs Total		3817	150.45	1028	176.89	4845	327.34
40	Equitas Small Finance Bank	-	-	-	-	-	-
41	Fincare Small Finance Bank	-	-	-	-	-	-
42	ESAF Bank	-	-	-	-	-	-
Small Finance Banks Total		-	-	-	-	-	-
43	Airtel Payments Bank	-	-	-	-	-	-
44	Fino Payment Bank	-	-	-	-	-	-
45	India Post payment Bank	-	-	-	-	-	-
Payment Banks Total		-	-	-	-	-	-
42	A P S F C	-	-	-	-	-	-
Others Total		-	-	-	-	-	-
Grand Total		162376	5121	23670	5219	186046	10340
Consolidation							
Commercial Banks		157951	4872	22627	5040	180578	9913
Co-operative Banks		608	98	15	2	623	100
Regional Rural Banks		3817	150	1028	177	4845	327
Small Finance Banks Total		-	-	-	-	-	-
Payment Banks Total		-	-	-	-	-	-
Others Total		-	-	-	-	-	-
Grand Total		162376	5121	23670	5219	186046	10340

SLBC OF A.P		CONVENOR: 	
13. Bank-wise Outstanding under Social Infrastructure as on 31.12.2023 (Amount in Crores)			
S.No.	Name of the Bank	No. of Accounts	Amount
1	Bank of Baroda	3	3.91
2	Bank of India	-	-
3	Bank of Maharashtra	-	-
4	Canara Bank	1	0.01
5	Central Bank of India	3	0.83
6	Indian Bank	-	-
7	Indian Overseas Bank	-	-
8	Punjab National Bank	-	-
9	Punjab & Sind Bank	-	-
10	UCO Bank	1	18.71
11	Union Bank of India	43	2.78
12	State Bank of India	-	-
Public Sector Banks Total		51	26.24
13	Axis Bank	4	1.61
14	Bandhan Bank	-	-
15	Catholic Syrian Bank Ltd	-	-
16	City Union Bank Ltd	1	5.86
17	Coastal Local Area Bank Ltd	-	-
18	DCB Bank Limited	11	4.23
19	Dhana Laxmi Bank	-	-
20	Federal Bank	-	-
21	HDFC Bank Ltd	-	-
22	ICICI Bank Ltd.	-	-
23	IDBI Bank	12	1.29
24	IDFC First Bank	51	0.26
25	Indus Ind Bank	-	-
26	Karnataka Bank	-	-
27	Karur Vysya Bank	9	3.87
28	Kotak Mahindra Bank	-	-
29	KBS Local Area Bank	-	-
31	RBL Bank	-	-
32	South Indian Bank	-	-
33	Tamilnad Mercantile Bank	-	-
34	Yes Bank	-	-
Private Sector Banks Total		88	17.12
Commercial Banks Total		139	43.36
35	AP State Co-op Bank	131	4.09
Co-op. Banks Total		131	4.09
36	Andhra Pragathi Grameena Bank	-	-
37	A.P.Grameena Vikas Bank	-	-
38	C.G.G.B.	-	-
39	Saptagiri Grameena Bank	-	-
R.R.Bs Total		-	-
40	Equitas Small Finance Bank Ltd	-	-
41	Fincare Small Finance Bank	-	-
42	ESAF Bank	-	-
Small Finance Banks Total		-	-
43	Airtel Payments Bank	-	-
44	Fino Payment Bank	-	-
45	India Post payment Bank	-	-
Payment Banks Total		-	-
42	A P S F C	-	-
Others Total		-	-
Grand Total		270	47
Consolidation			
Commercial Banks		139	43
Co-operative Banks		131	4
Regional Rural Banks		-	-
Small Finance Banks Total		-	-
Payment Banks Total		-	-
Others Total		-	-
Grand Total		270	47

**14. Bank-wise Outstanding under Renewable Energy as on 31.12.2023
(Amount in Crores)**

S.No.	Name of the Bank	No. of Accounts	Amount
1	Bank of Baroda	17	0.32
2	Bank of India	-	-
3	Bank of Maharashtra	-	-
4	Canara Bank	21	0.05
5	Central Bank of India	10	0.01
6	Indian Bank	18	0.09
7	Indian Overseas Bank	1	-
8	Punjab National Bank	1	-
9	Punjab & Sind Bank	-	-
10	UCO Bank	2	0.07
11	Union Bank of India	2	0.45
12	State Bank of India	2	0.06
Public Sector Banks Total		74	1.05
13	Axis Bank	-	-
14	Bandhan Bank	-	-
15	Catholic Syrian Bank Ltd	1	0.01
16	City Union Bank Ltd	1	0.17
17	Coastal Local Area Bank Ltd	-	-
18	DCB Bank Limited	-	-
19	Dhana Laxmi Bank	-	-
20	Federal Bank	-	-
21	HDFC Bank Ltd	-	-
22	ICICI Bank Ltd.	-	-
23	IDBI Bank	-	-
24	IDFC First Bank	-	-
25	Indus Ind Bank	-	-
26	Karnataka Bank	5	0.54
27	Karur Vysya Bank	3	1.11
28	Kotak Mahindra Bank	-	-
29	KBS Local Area Bank	-	-
31	RBL Bank	-	-
32	South Indian Bank	3	2.54
33	Tamilnad Mercantile Bank	-	-
34	Yes Bank	-	-
Private Sector Banks Total		13	4.37
Commercial Banks Total		87	5.42
35	AP State Co-op Bank	1	-
Co-op. Banks Total		1	-
36	Andhra Pragathi Grameena Bank	9	-
37	A.P.Grameena Vikas Bank	-	-
38	C.G.G.B.	128	0.30
39	Saptagiri Grameena Bank	-	-
R.R.Bs Total		137	0.30
40	Equitas Small Finance Bank Ltd	-	-
41	Fincare Small Finance Bank	-	-
42	ESAF Bank	-	-
Small Finance Banks Total		-	-
43	Airtel Payments Bank	-	-
44	Fino Payment Bank	-	-
45	India Post payment Bank	-	-
Payment Banks Total		-	-
42	A P S F C	-	-
Others Total		-	-
Grand Total		225	5.72
Consolidation			
Commercial Banks		87	5
Co-operative Banks		1	-
Regional Rural Banks		137	0
Small Finance Banks Total		-	-
Payment Banks Total		-	-
Others Total		-	-
Grand Total		225	5.72

15. Bank-Wise Advances Outstanding To Small& Marginal Farmers, Minorities, Weaker Section Women as on 31.12.2023

S.No.	Name of the Bank	Small & Marginal Farmers	Minorities	Weaker Section	SC/ST
1	Bank of Baroda	9469.18	440.11	10466.18	638.86
2	Bank of India	5774.56	334.30	6943.41	193.24
3	Bank of Maharashtra	323.24	59.62	377.26	10.56
4	Canara Bank	33868.72	5583.73	40335.87	4624.63
5	Central Bank of India	1959.90	37.58	2560.22	227.51
6	Indian Bank	7121.66	1629.42	11768.58	980.46
7	Indian Overseas Bank	3674.33	119.62	4490.01	65.32
8	Punjab National Bank	9.11	7.42	1355.31	11.24
9	Punjab & Sind Bank	1153.02	161.33	381.73	251.07
10	UCO Bank	2.43	65.86	678.30	84.58
11	Union Bank of India	42430.77	3233.74	50273.80	3532.12
12	State Bank of India	35910.95	5074.29	45115.67	7043.60
Public Sector Banks Total		141697.87	16747.02	174746.34	17663.19
13	Axis Bank	1761.93	330.99	1942.01	94.92
14	Bandhan Bank	0.04	40.69	622.32	-
15	Catholic Syrian Bank Ltd	255.11	87.36	344.77	52.63
16	City Union Bank Ltd	130.82	53.42	134.52	3.06
17	Coastal Local Area Bank Ltd	58.72	6.22	79.97	16.54
18	DCB Bank Limited	113.23	23.64	122.82	0.25
19	Dhana Laxmi Bank	88.38	1.95	88.53	0.38
20	Federal Bank	631.18	127.15	817.55	29.54
21	HDFC Bank Ltd	675.26	281.02	1142.64	62.11
22	ICICI Bank Ltd.	500.50	920.17	1162.86	228.31
23	IDBI Bank	1113.07	258.18	1290.66	166.89
24	IDFC First Bank	0.94	14.02	131.55	107.00
25	Indus Ind Bank	283.93	171.03	506.00	167.93
26	Karnataka Bank	308.80	66.75	311.49	16.09
27	Karur Vysya Bank	1493.74	273.29	1679.64	734.20
28	Kotak Mahindra Bank	298.48	186.66	477.05	176.62
29	KBS Local Area Bank	0.70	1.04	4.10	0.80
31	RBL Bank	145.63	3.65	160.33	31.46
32	South Indian Bank	511.49	11.53	-	3.99
33	Tamilnad Mercantile Bank	283.72	104.75	372.04	20.81
34	YES Bank	157.26	29.48	216.07	38.34
Private Sector Banks Total		8812.93	2992.99	11606.92	1951.87
Commercial Banks Total		150510.80	19740.01	186353.26	19615.06
35	AP State Co-op Bank	15168.23	1006.84	4175.89	1602.09
Co-op. Banks Total		15168.23	1006.84	4175.89	1602.09
36	Andhra Pragathi Grameena Bank	14129.48	9205.13	14308.68	1855.59
37	A.P.Grameena Vikas Bank	1231.04	70.61	5090.56	531.28
38	C.G.G.B.	6483.44	489.10	2025.12	987.42
39	Saptagiri Grameena Bank	8813.54	349.11	9786.45	1572.33
R.R.B.s Total		30657.50	10113.95	31210.81	4946.62
40	Equitas Small Finance Bank Ltd	1.79	8.04	-	2.21
41	Fincare Small Finance Bank	-	230.72	471.24	7.81
42	ESAF Bank	50.13	4.93	21.87	8.75
Small Finance Banks Total		51.92	243.69	493.11	18.77
43	Airtel Payments Bank	-	20.40	-	-
44	Fino Payment Bank	-	-	-	-
45	India Post payments Bank	-	-	-	-
Payment Banks Total		-	20.40	-	-
46	A P S F C	-	-	-	-
Others Total		-	-	-	-
Grand Total		196388.45	31124.89	222233.07	26182.54

16. ANNUAL CREDIT PLAN 2022-23 DISTRICT-WISE ACHIEVEMENT as on 31.12.2023 (Amount in crores)																						
Sl.No	District	Short Term Crop Production Loans			Agrl.Term Loans including agriculture infrastructure & ancillary activities			Total Agriculture			MSME			Export Credit			Education Loans			Housing Loans		
		Trgt.	Achv	% achv	Trgt.	Achv	% achv	Trgt.	Achv	% achv	Trgt.	Achv	% achv	Trgt.	Achv	% achv	Trgt.	Achv	% achv	Trgt.	Achv	% achv
1	Alluri Sitharama Raju	1,279	329	26	249	239	96	1,528	568	37	633	122	19	-	-	-	2	2	102	10	2	20
2	Anakapalli	3,667	2,730	74	2,252	2,359	105	5,919	5,088	86	2,735	1,567	57	-	-	-	25	16	65	202	67	33
3	Ananthapuramu	7,742	7,528	97	3,309	3,162	96	11,051	10,690	97	1,962	2,032	104	-	-	-	42	39	92	280	57	21
4	Annamayya	5,772	5,064	88	2,790	2,598	93	8,562	7,662	89	1,044	947	91	3	-	-	57	31	55	119	28	24
5	Bapatla	6,093	4,547	75	3,205	3,340	104	9,298	7,886	85	853	946	111	-	-	-	53	41	76	218	57	26
6	Chittoor	6,343	5,322	84	3,470	2,928	84	9,813	8,250	84	1,674	1,501	90	-	-	-	54	26	49	275	72	26
7	Dr. B.R.Ambedkar Konaseema	5,129	4,017	78	3,610	3,735	103	8,739	7,752	89	1,487	1,503	101	2	-	-	42	20	47	446	89	20
8	East Godavari	6,216	4,501	72	3,963	4,325	109	10,178	8,826	87	2,887	2,896	100	2	-	-	87	56	65	535	105	20
9	Eluru	6,648	5,818	88	4,767	4,146	87	11,415	9,963	87	2,050	2,008	98	8	-	-	69	41	59	315	72	23
10	Guntur	7,424	5,647	76	3,965	4,529	114	11,389	10,175	89	7,800	8,191	105	69	26	38	221	103	47	813	140	17
11	Kakinada	5,805	4,399	76	4,025	4,913	122	9,830	9,312	95	2,993	3,313	111	177	11	6	88	36	40	416	96	23
12	Krishna	5,057	4,451	88	4,147	3,440	83	9,205	7,890	86	3,559	2,142	60	14	-	-	67	70	104	639	126	20
13	Kurnool	4,959	4,359	88	1,833	1,893	103	6,792	6,252	92	2,083	2,015	97	-	-	-	34	36	106	338	76	22
14	Nandyal	4,937	3,968	80	2,749	2,613	95	7,686	6,580	86	1,032	1,060	103	-	-	-	26	40	155	212	42	20
15	NTR	5,983	4,962	83	4,843	5,218	108	10,826	10,180	94	7,565	8,944	118	6	8	131	226	111	49	1,400	271	19
16	Palnadu	9,478	6,995	74	3,175	3,694	116	12,652	10,690	84	1,686	1,789	106	-	-	-	89	47	53	406	72	18
17	Parvathipuram Manyam	1,414	1,082	77	776	980	126	2,191	2,062	94	222	266	120	-	-	-	10	7	72	55	15	28
18	Prakasam	8,223	6,670	81	4,030	4,259	106	12,253	10,929	89	2,532	2,345	93	147	-	-	48	81	170	500	69	14
19	SPSR Nellore	8,232	6,675	81	4,195	4,485	107	12,427	11,160	90	3,955	3,884	98	64	-	-	93	68	73	600	98	16
20	Sri Sathya Sai	5,107	5,066	99	2,448	2,417	99	7,556	7,484	99	932	863	93	-	-	-	28	24	86	1,000	30	3
21	Srikakulam	4,085	3,420	84	2,695	3,117	116	6,780	6,537	96	1,401	1,497	107	-	-	-	75	55	74	232	51	22
22	Tirupati	8,209	7,103	87	3,560	3,580	101	11,769	10,684	91	2,785	3,022	109	20	16	79	115	76	66	374	74	20
23	Visakhapatnam	3,008	3,042	101	2,198	2,521	115	5,206	5,563	107	7,801	10,636	136	348	76	22	237	158	67	900	470	52
24	Vizianagaram	3,432	2,683	78	2,391	2,894	121	5,823	5,577	96	1,211	1,306	108	-	-	-	52	34	64	296	68	23
25	West Godavari	7,080	5,887	83	5,466	5,637	103	12,546	11,524	92	4,075	4,216	103	239	-	-	80	66	83	701	149	21
26	Y.S.R	6,676	5,560	83	2,889	3,291	114	9,565	8,851	93	2,044	2,103	103	1	-	-	81	70	86	217	42	19
Grand Total		1,48,000	1,21,825	82	83,000	86,311	104	2,31,000	2,08,136	90	69,000	71,113	103	1,100	137	12	2,000	1,353	68	11,500	2,438	21

Sl.No	District	Social infrastructure			Renewable			Others			Others' Under Priority			Total Priority Sector			Non-Priority Sector			Total Credit		
		Trgt.	Achv	% achv	Trgt.	Achv	% achv	Trgt.	Achv	% achv	Trgt.	Achv	% achv	Trgt.	Achv	% achv	Trgt.	Achv	% achv	Trgt.	Achv	% achv
1	Alluri Sitharama Raju	-	0	-	-	-	-	0	3	3,015	12	8	64	2,174	697	32	288	351	122	2,462	1,048	43
2	Anakapalli	2	0	9	4	0	2	83	64	77	315	147	47	8,970	6,802	76	1,146	6,801	593	10,116	13,603	134
3	Ananthapuramu	2	0	2	-	-	-	323	360	112	647	456	71	13,660	13,178	96	2,188	2,860	131	15,848	16,038	101
4	Annamayya	52	-	-	-	-	-	340	185	55	568	245	43	10,177	8,854	87	1,338	2,016	151	11,514	10,869	94
5	Bapatla	13	2	17	-	-	-	182	97	53	466	197	42	10,618	9,029	85	1,242	1,828	147	11,860	10,857	92
6	Chittoor	10	-	-	-	-	-	345	204	59	684	303	44	12,171	10,054	83	2,169	2,968	137	14,340	13,022	91
7	Dr. B.R.Ambedkar Konaseema	3	1	18	-	0	-	52	121	233	543	230	42	10,771	9,485	88	1,439	2,018	140	12,209	11,503	94
8	East Godavari	80	0	0	-	-	-	12	110	890	714	271	38	13,782	11,993	87	2,639	4,232	160	16,420	16,225	99
9	Eluru	37	0	0	-	0	-	559	186	33	981	299	30	14,554	12,270	85	1,806	2,593	144	16,260	14,862	91
10	Guntur	5	3	64	1	-	-	144	299	208	1,184	546	46	20,442	18,938	93	5,874	12,284	209	26,316	31,222	119
11	Kakinada	55	1	1	3	-	-	60	111	183	622	243	39	13,622	12,879	95	3,451	4,860	141	17,073	17,739	104
12	Krishna	7	1	18	1	-	-	560	285	51	1,274	481	38	14,052	10,514	75	5,998	7,938	132	20,050	18,453	92
13	Kurnool	2	0	1	-	-	-	810	595	73	1,185	707	60	10,060	8,974	89	2,261	3,144	139	12,321	12,118	98
14	Nandyal	2	0	8	-	-	-	742	536	72	981	618	63	9,699	8,258	85	1,297	1,929	149	10,996	10,187	93
15	NTR	10	0	3	22	0	0	1,099	364	33	2,756	746	27	21,154	19,877	94	36,145	53,949	149	57,299	73,826	129
16	Palnadu	3	0	7	1	-	-	75	103	138	574	222	39	14,913	12,701	85	1,587	2,466	155	16,500	15,167	92
17	Parvathipuram Manyam	5	0	6	-	-	-	46	20	43	117	43	36	2,529	2,370	94	438	595	136	2,967	2,965	100
18	Prakasam	6	1	25	-	0	-	362	351	97	916	503	55	15,848	13,777	87	2,140	3,053	143	17,988	16,830	94
19	SPSR Nellore	4	1	35	-	-	-	383	431	113	1,080	598	55	17,525	15,642	89	3,035	4,866	160	20,560	20,508	100
20	Sri Sathya Sai	4	-	-	22	-	-	129	109	84	1,184	164	14	9,671	8,510	88	1,137	1,557	137	10,808	10,067	93
21	Srikakulam	6	-	-	-	0	-	102	130	126	416	236	57	8,597	8,270	96	1,727	2,313	134	10,323	10,582	103
22	Tirupati	20	0	1	-	-	-	158	85	54	668	235	35	15,242	13,956	92	4,044	5,445	135	19,286	19,400	101
23	Visakhapatnam	95	0	0	329	-	-	130	61	47	1,691	689	41	15,046	16,964	113	30,228	48,990	162	45,275	65,955	146
24	Vizianagaram	5	0	2	-	-	-	87	119	136	440	221	50	7,475	7,104	95	1,590	2,254	142	9,065	9,358	103
25	West Godavari	35	2	7	15	0	0	14	123	896	844	342	40	17,705	16,082	91	2,515	3,869	154	20,220	19,951	99
26	Y.S.R	36	1	2	1	-	-	701	431	61	1,037	544	52	12,647	11,498	91	2,277	3,381	148	14,924	14,879	100
Grand Total		500	16	3	400	1	0	7,500	5,484	73	21,900	9,291	42	3,23,000	2,88,677	89	1,20,000	1,88,557	157	4,43,000	4,77,234	108

17. Annual Credit Plan 2022-23- Bank Wise Achievement as on 31.12.2023 (Amount in crores)

S.No	Name of the Bank	Short Term Crop Production Loans			Agrl.Term Loans including agriculture infrastructure & ancillary activities			Total Agriculture			MSME			Export Credit		
		Trgt.	Achv	% achv	Trgt.	Achv	% achv	Trgt.	Achv	% achv	Trgt.	Achv	% achv	Trgt.	Achv	% achv
1	Bank of Baroda	5831	6311.83	108	3369	2089.41	62	9200	8401.24	91	1700	1094.33	64	1	-	-
2	Bank of India	3658	483.23	13	2142	5262.27	246	5800	5745.50	99	1500	1294.74	86	-	-	-
3	Bank of Maharashtra	182	24.80	14	118	221.16	187	300	245.96	82	500	192.18	38	-	-	-
4	Canara Bank	21757	31723.07	146	11743	645.57	5	33500	32368.64	97	4000	3709.26	93	161	-	-
5	Central Bank of India	1886	177.43	9	1114	2444.62	219	3000	2622.05	87	600	591.01	99	-	-	-
6	Indian Bank	9404	9178.96	98	5596	2960.47	53	15000	12139.43	81	6000	4634.97	77	-	-	-
7	Indian Overseas Bank	2410	3237.35	134	1390	157.85	11	3800	3395.20	89	500	386.35	77	18	-	-
8	Punjab National Bank	29	836.72	2900	21	170.15	805	50	1006.87	2014	50	675.15	1350	-	-	-
9	Punjab & Sind Bank	342	8.71	3	208	13.40	6	550	22.11	4	800	58.21	7	-	-	-
10	UCO Bank	217	101.92	47	133	108.43	82	350	210.35	60	100	273.40	273	19	-	-
11	Union Bank of India	26081	15697.78	60	15919	30097.52	189	42000	45795.30	109	12000	12287.36	102	248	-	-
12	State Bank of India	25252	14885.70	59	15748	11545.83	73	41000	26431.53	64	12000	11878.22	99	441	15.00	3
	Public Sector Banks Total	97049	82667.50	85	57501	55716.68	97	154550	138384.18	90	39750	37075.18	93	887	15.00	2
13	Axis Bank	766	1540.63	201	434	2065.14	476	1200	3605.77	300	1800	5217.45	290	6	103.07	1718
14	Bandhan Bank	31	0.23	1	19	53.54	277	50	53.77	108	50	99.97	200	-	-	-
15	Catholic Syrian Bank Ltd	538	88.42	16	362	1161.05	320	900	1249.47	139	20	8.52	43	-	-	-
16	City Union Bank Ltd	193	119.46	62	107	65.62	62	300	185.08	62	300	140.39	47	-	-	-
17	Coastal Local Area	122	57.49	47	78	16.64	21	200	74.13	37	150	42.92	29	-	-	-
18	DCB Bank Limited	89	58.87	66	61	17.60	29	150	76.47	51	80	36.83	46	-	-	-
19	Dhanalakshmi Bank	183	278.39	152	117	-	-	300	278.39	93	50	-	-	-	-	-
20	Federal Bank Ltd	557	1003.31	180	343	11.04	3	900	1014.35	113	150	151.59	101	-	-	-
21	HDFC Bank Ltd	3797	1625.70	43	2403	3665.13	153	6200	5290.83	85	8000	10148.74	127	201	-	-
22	ICICI Bank Ltd.	1303	393.58	30	697	1503.64	216	2000	1897.22	95	5500	6230.46	113	4	11.07	277
23	IDBI Bank Limited	1335	1666.30	125	765	95.04	12	2100	1761.34	84	300	239.63	80	-	-	-
24	IDFC First Bank	332	355.13	107	218	285.97	131	550	641.10	117	400	586.57	147	-	-	-
25	Indus Ind Bank	355	-	-	195	353.04	181	550	353.04	64	1600	1662.04	104	-	-	-
26	Karnataka Bank Ltd	167	170.27	102	83	22.53	27	250	192.80	77	350	181.64	52	-	-	-
27	Karur Vysya Bank Ltd	1590	1805.26	114	910	379.41	42	2500	2184.67	87	500	389.52	78	2	-	-
28	Kotak Mahindra Bank	642	1.79	0	358	609.99	171	1000	611.78	61	2700	2276.09	84	-	-	-
29	KBS Local Area Bank	33	-	-	17	0.81	5	50	0.81	2	10	1.23	12	-	-	-
31	RBL Bank	90	13.25	15	60	128.19	215	150	141.44	94	20	2.72	14	-	-	-
32	South Indian Bank Ltd	391	599.24	153	259	5.20	2	650	604.44	93	10	2.40	24	-	-	-
33	TM Bank	580	208.58	36	320	566.53	177	900	775.11	86	610	502.56	82	-	-	-
34	Yes Bank	179	0.34	0	121	164.47	136	300	164.81	55	900	486.62	54	-	7.83	-
	Private Sector Banks Total	13273	9986.24	75	7927	11170.58	141	21200	21156.82	100	23500	28407.89	121	213	121.97	57
	Commercial Banks Total	110322	92653.74	84	65428	66887.26	102	175750	159541.00	91	63250	65483.07	104	1100	136.97	12
35	A.P.State Co-op Bank	11476	8559.53	75	6524	4231.16	65	18000	12790.69	71	50	1961.91	3924	-	-	-
	Co-operative Banks Total	11476	8559.53	75	6524	4231.16	65	18000	12790.69	71	50	1961.91	3924	-	-	-
36	APGB	10688	7281.94	68	4312	6268.08	145	15000	13550.02	90	1500	922.59	62	-	-	-
37	APGVB	2141	1144.99	53	1159	2816.51	243	3300	3961.50	120	400	788.94	197	-	-	-
38	CGGB	5457	5473.13	100	1943	2117.87	109	7400	7591.00	103	350	362.07	103	-	-	-
39	SGB	7567	6711.04	89	3433	3499.37	102	11000	10210.41	93	1300	897.74	69	-	-	-
	Regional Rural Banks Total	25853	20611.10	80	10847	14701.83	136	36700	35312.93	96	3550	2971.34	84	-	-	-
40	Equitas SFB	12	-	-	8	2.47	31	20	2.47	12	230	236.48	103	-	-	-
41	Fincare SFB	305	-	-	175	434.15	249	480	434.15	90	250	285.00	114	-	-	-
42	ESAF Bank	31	0.47	2	19	54.01	283	50	54.48	109	20	3.49	17	-	-	-
	Small Finance Banks Total	348	0.47	0	202	490.63	243	550	491.10	89	500	524.97	105	-	-	-
43	Airtel Payment Bank	-	-	-	-	-	-	-	-	-	-	-	-	-	-	-
44	Fino payment Bank	-	-	-	-	-	-	-	-	-	-	-	-	-	-	-
45	India post payments	-	-	-	-	-	-	-	-	-	-	-	-	-	-	-
	Payment Banks Total	-	-	-	-	-	-	-	-	-	-	-	-	-	-	-
46	A.P.S.F.C	-	-	-	-	-	-	-	-	-	1650	171.81	10	-	-	-
	Others Total	-	-	-	-	-	-	-	-	-	1650	171.81	10.41	-	-	-
	Grand Total	148000	121824.84	82	83000	86310.88	104	231000	208135.72	90	69000	71113.10	103	1100	136.97	12

17. Annual Credit Plan 2022-23- Bank Wise Achievement as on 31.12.2023 (Amount in crores)

S.No	Name of the Bank	Education Loans			Housing Loans			Social infrastructure			Renewable			Others			Others' Under Priority Sector		
		Trgt.	Achv	% achv	Trgt.	Achv	% achv	Trgt.	Achv	% achv	Trgt.	Achv	% achv	Trgt.	Achv	% achv	Trgt.	Achv	% achv
1	Bank of Baroda	83	23.51	28	1146	117.37	10	21	0.44	2	23	0.16	1	326	-	-	1599	141.48	9
2	Bank of India	11	22.43	207	61	133.18	219	3	-	-	3	-	-	21	1.97	9	100	157.58	158
3	Bank of Maharashtra	11	6.14	57	58	22.26	38	3	-	-	5	-	-	23	51.80	225	100	80.20	80
4	Canara Bank	200	86.23	43	1174	240.41	20	49	-	-	31	-	-	882	1.12	0	2336	327.76	14
5	Central Bank of India	10	11.54	111	61	30.50	50	3	1.16	41	2	-	-	24	-	-	100	43.20	43
6	Indian Bank	97	17.68	18	506	35.30	7	22	-	-	24	-	-	242	-	-	890	52.98	6
7	Indian Overseas Bank	9	5.70	64	44	79.66	179	2	-	-	3	-	-	23	0.97	4	82	86.33	105
8	Punjab National Bank	12	9.23	77	63	46.25	73	6	-	-	2	-	-	17	4.25	25	100	59.73	60
9	Punjab & Sind Bank	49	0.54	1	271	3.61	1	12	-	-	19	-	-	99	2.05	2	450	6.20	1
10	UCO Bank	59	1.74	3	305	17.36	6	11	-	-	11	0.09	1	145	244.91	169	531	264.10	50
11	Union Bank of India	192	904.03	471	911	222.98	24	55	3.40	6	44	0.44	1	548	-	-	1750	1130.85	65
12	State Bank of India	338	144.10	43	1768	558.82	32	87	-	-	48	-	-	1321	-	-	3563	702.92	20
	Public Sector Banks Total	1071	1232.87	115	6370	1507.70	24	275	5.00	2	216	0.69	0	3670	307.07	8	11602	3053.33	26
13	Axis Bank	33	10.63	32	158	34.15	22	10	3.45	34	24	-	-	69	1.24	2	294	49.47	17
14	Bandhan Bank	119	-	-	666	2.42	0	32	-	-	13	-	-	250	680.47	273	1080	682.89	63
15	Catholic Syrian Bank Ltd	3	-	-	16	-	-	0	-	-	0	0.01	6	10	0.73	7	30	0.74	2
16	City Union Bank Ltd	6	0.15	3	36	2.52	7	5	-	-	0	-	-	4	0.12	3	50	2.79	6
17	Coastal Local Area	10	-	-	66	9.53	15	3	-	-	1	-	-	21	0.01	0	100	9.54	10
18	DCB Bank Limited	2	-	-	11	90.23	821	1	0.90	133	2	-	-	5	0.02	0	20	91.15	456
19	Dhanalakshmi Bank	5	0.12	2	20	7.17	36	3	-	-	1	-	-	21	0.01	0	50	7.30	15
20	Federal Bank Ltd	18	0.31	2	83	2.33	3	3	-	-	1	-	-	46	145.19	314	150	147.83	99
21	HDFC Bank Ltd	11	0.57	5	54	162.90	301	1	-	-	0	-	-	33	92.46	279	99	255.93	257
22	ICICI Bank Ltd.	58	27.25	47	281	75.54	27	13	-	-	24	-	-	121	-	-	496	102.79	21
23	IDBI Bank Limited	11	4.13	38	54	5.33	10	3	1.42	46	4	-	-	28	-	-	100	10.88	11
24	IDFC First Bank	15	-	-	91	49.47	54	3	0.21	6	2	-	-	39	-	-	150	49.68	33
25	Indus Ind Bank	28	-	-	134	5.67	4	9	-	-	15	-	-	64	-	-	250	5.67	2
26	Karnataka Bank Ltd	4	8.45	192	29	12.05	42	1	-	-	2	0.35	17	13	2.34	17	50	23.19	46
27	Karur Vysya Bank Ltd	22	0.15	1	114	6.22	5	7	2.22	30	18	0.10	1	36	0.03	0	198	8.72	4
28	Kotak Mahindra Bank	4	-	-	26	3.41	13	0	-	-	0	-	-	20	7.45	38	50	10.86	22
29	KBS Local Area Bank	3	-	-	15	0.01	0	1	-	-	-	-	-	12	-	-	30	0.01	0
31	RBL Bank	8	-	-	41	3.14	8	1	-	-	4	-	-	26	0.82	3	80	3.96	5
32	South Indian Bank Ltd	10	0.07	1	60	1.78	3	6	-	-	1	-	-	13	0.50	4	90	2.35	3
33	TM Bank	5	0.21	4	24	20.78	88	1	-	-	0	-	-	11	-	-	40	20.99	52
34	Yes Bank	6	0.22	4	26	5.63	21	2	-	-	6	-	-	11	0.02	0	50	5.87	12
	Private Sector Banks Total	381	52.26	14	2006	500.28	25	104	8.20	8	117	0.46	0	850	931.41	110	3457	1492.61	43
	Commercial Banks Total	1452	1285.13	89	8376	2007.98	24	380	13.20	3	332	1.15	0	4520	1238.48	27	15060	4545.94	30
35	A.P.State Co-op Bank	354	31.90	9	2140	70.89	3	75	2.81	4	17	-	-	2364	2376.39	101	4950	2481.99	50
	Co-operative Banks Total	354	31.90	9	2140	70.89	3	75	2.81	4	17	-	-	2364	2376.39	101	4950	2481.99	50
36	APGB	21	17.64	86	125	89.52	72	6	-	-	0	-	-	148	1504.03	1016	300	1611.19	537
37	APGVB	78	0.81	1	360	40.45	11	15	-	-	35	-	-	112	-	-	600	41.26	7
38	CGGB	7	14.28	200	34	41.86	122	1	-	-	0	-	-	7	-	-	50	56.14	112
39	SGB	28	2.83	10	136	43.20	32	7	-	-	1	-	-	129	28.53	22	300	74.56	25
	Regional Rural Banks Total	134	35.56	27	656	215.03	33	29	-	-	36	-	-	396	1532.56	387	1250	1783.15	143
40	Equitas SFB	6	-	-	26	9.02	34	2	-	-	5	-	-	11	-	-	50	9.02	18
41	Fincare SFB	53	-	-	291	134.75	46	15	-	-	9	-	-	202	336.01	166	570	470.76	83
42	ESAF Bank	2	-	-	11	-	-	0	-	-	0	-	-	7	0.57	9	20	0.57	3
	Small Finance Banks Total	61	-	-	328	143.77	44	17	-	-	15	-	-	220	336.58	153	640	480.35	75
43	Airtel Payment Bank	-	-	-	-	-	-	-	-	-	-	-	-	-	-	-	-	-	-
44	Fino payment Bank	-	-	-	-	-	-	-	-	-	-	-	-	-	-	-	-	-	-
45	India post payments	-	-	-	-	-	-	-	-	-	-	-	-	-	-	-	-	-	-
	Payment Banks Total	-	-	-	-	-	-	-	-	-	-	-	-	-	-	-	-	-	-
46	A.P.S.F.C	-	-	-	-	-	-	-	-	-	-	-	-	-	-	-	-	-	-
	Others Total	-	-	-	-	-	-	-	-	-	-	-	-	-	-	-	-	-	-
	Grand Total	2000	1352.59	68	11500	2437.67	21	500	16.01	3	400	1.15	0	7500	5484.01	73	21900	9291.43	42

18. Annual Credit Plan 2022-23 - Bank Wise achievement as on 31.12.2023

(Amount in crores)

S.No.	Name of the Bank	Priority Sector			Non-Priority Sector			Total Credit		
		Target	Achvmt	% of achvmt	Target	Achvmt	% of achvmt	Target	Achvmt	% of achvmt
1	Bank of Baroda	12500	9637	77.09	5001	7249	144.96	17501	16885.56	96.48
2	Bank of India	7400	7198	97.27	400	1378	344.54	7800	8575.98	109.95
3	Bank of Maharashtra	900	518	57.59	700	415	59.29	1600	933.37	58.34
4	Canara Bank	39997	36406	91.02	16000	18014	112.59	55997	54419.87	97.18
5	Central Bank of India	3700	3256	88.01	300	882	294.15	4000	4138.70	103.47
6	Indian Bank	21890	16827	76.87	9610	18022	187.53	31500	34849.53	110.63
7	Indian Overseas Bank	4400	3868	87.90	300	607	202.17	4700	4474.40	95.20
8	Punjab National Bank	200	1742	870.88	300	2040	680.04	500	3781.88	756.38
9	Punjab & Sind Bank	1800	87	4.81	6000	88	1.47	7800	174.51	2.24
10	UCO Bank	1000	748	74.79	599	1183	197.47	1599	1930.89	120.75
11	Union Bank of India	55999	59214	105.74	21005	26927	128.20	77003	86141.00	111.87
12	State Bank of India	57004	39028	68.47	20996	28136	134.00	78000	67163.23	86.11
	Public Sector Banks Total	206790	178528	86.33	81210	104941	129.22	288000	283468.92	98.43
13	Axis Bank	3300	8976	272.03	2199	5143	233.83	5499	14118.64	256.75
14	Bandhan Bank	1180	837	70.93	220	340	154.20	1400	1176.49	84.04
15	Catholic Syrian Bank Ltd	950	1259	132.50	50	162	324.82	1000	1421.14	142.11
16	City Union Bank Ltd	650	328	50.50	450	364	80.95	1100	692.53	62.96
17	Coastal Local Area Bank	450	127	28.13	100	79	79.07	550	205.66	37.39
18	DCB Bank Limited	250	204	81.78	200	141	70.70	450	345.84	76.85
19	Dhanalakshmi Bank	400	286	71.42	250	341	136.59	650	627.17	96.49
20	Federal Bank Ltd	1200	1314	109.48	300	891	296.94	1500	2204.58	146.97
21	HDFC Bank Ltd	14500	15696	108.25	3501	21450	612.74	18000	37145.12	206.36
22	ICICI Bank Ltd.	8000	8242	103.02	8000	15711	196.39	16000	23952.68	149.70
23	IDBI Bank Limited	2500	2012	80.47	5500	5737	104.31	8000	7749.08	96.86
24	IDFC First Bank	1100	1277	116.12	2000	1910	95.51	3100	3187.62	102.83
25	Indus Ind Bank	2400	2021	84.20	2400	2383	99.27	4800	4403.26	91.73
26	Karnataka Bank Ltd	650	398	61.17	250	359	143.40	900	756.13	84.01
27	Karur Vysya Bank Ltd	3200	2583	80.71	1600	1868	116.77	4800	4451.24	92.73
28	Kotak Mahindra Bank	3750	2899	77.30	900	1369	152.13	4650	4267.90	91.78
29	KBS Local Area Bank	90	2	2.28	10	3	33.70	100	5.42	5.42
31	RBL Bank	250	148	59.25	50	46	91.58	300	193.91	64.64
32	South Indian Bank	750	609	81.23	200	112	56.23	950	721.64	75.96
33	Tamilnad Mercantile Bank	1550	1299	83.78	250	290	115.98	1800	1588.62	88.26
34	Yes Bank	1250	665	53.19	1450	868	59.90	2700	1533.41	56.79
	Private Sector Banks Total	48370	51179	105.81	29880	59569	199.36	78250	110748	141.53
	Commercial Banks Total	255160	229707	90.02	111090	164510	148.09	366250	394217	107.64
35	A.P.State Co-op Bank	23000	17235	74.93	5000	13292	265.84	28000	30526.57	109.02
	Co-operative Banks Total	22999.95	17235	74.93	5000	13292	265.84	28000	30526.57	109.02
36	APGB	16800	16084	95.74	200	1350	674.94	17000	17433.67	102.55
37	APGVB	4300	4792	111.43	1700	7612	447.74	6000	12403.28	206.72
38	CGGB	7800	8009	102.69	200	604	302.11	8000	8613.43	107.67
39	SGB	12600	11183	88.75	1400	804	57.40	14000	11986.37	85.62
	Regional Rural Banks Total	41499.78	40067	96.55	3500.00	10369	296.27	44999.78	50436.75	112.08
41	Equitas SFB	300.00	248	82.66	100.00	137	136.79	400.00	384.76	96.19
42	Fincare SFB	1300.00	1190	91.53	300.00	248	82.68	1600	1437.94	89.87
43	ESAF Bank	90.00	59	65.04	10.00	1	7.40	100	59.28	59.28
	Small Finance Banks Total	1690.00	1496	88.55	410.00	386	94.04	2100.00	1881.98	89.62
44	Airtel Payment Bank	-	-	-	-	-	-	-	-	-
45	Fino payment Bank	-	-	-	-	-	-	-	-	-
46	India post payments bank	-	-	-	-	-	-	-	-	-
	Payment Banks Total	-	-	-	-	-	-	-	-	-
47	A.P.S.F.C	1650.40	172	10.41	-	-	-	1650	171.81	10.41
	Others Total	1650.40	172	10.41	-	-	-	1650.40	171.81	10.41
	Grand Total	323000	288677	89.37	120000	188557	157.13	443000	477234	107.73


19. Disbursements under Housing Loans as on 31.12.2023


(Amount. in Crores)


S.No.	Name of the Bank	Priority Sector		Non-Priority Sector		Total	
		Accounts	Amount	Accounts	Amount	Accounts	Amount
1	Bank of Baroda	2865	117.37	2681	606.01	5546	723.38
2	Bank of India	2439	133.18	1608	392.95	4047	526.13
3	Bank of Maharashtra	390	22.26	264	68.37	654	90.63
4	Canara Bank	4273	240.41	3607	818.71	7880	1059.12
5	Central Bank of India	828	30.50	10	0.04	838	30.54
6	Indian Bank	1431	35.30	2930	498.70	4361	534.00
7	Indian Overseas Bank	1424	79.66	799	181.38	2223	261.04
8	Punjab National Bank	1015	46.25	890	238.14	1905	284.39
9	Punjab & Sind Bank	27	3.61	72	22.28	99	25.89
10	UCO Bank	305	17.36	190	54.52	495	71.88
11	Union Bank of India	5567	222.98	185699	3268.33	191266	3491.31
12	State Bank of India	7726	558.82	37177	5462.78	44903	6021.60
Public sector Banks Total		28290	1507.70	235927	11612.21	264217	13119.91
13	Axis Bank	678	34.15	415	198.59	1093	232.74
14	Bandhan Bank	13	2.42	84	30.22	97	32.64
15	Catholic Syrian Bank Ltd	-	-	1	0.19	1	0.19
16	City Union Bank Ltd	15	2.52	48	14.16	63	16.68
17	Coastal Local Area Bank	67	9.53	44	10.56	111	20.09
18	DCB Bank Limited	12592	90.23	199	61.76	12791	151.99
19	Dhana Laxmi Bank	46	7.17	23	6.42	69	13.59
20	Federal Bank	18	2.33	112	49.01	130	51.34
21	HDFC Bank Ltd	2233	162.90	7358	1223.91	9591	1386.81
22	ICICI Bank Ltd.	399	75.54	3489	1628.81	3888	1704.35
23	IDBI Bank	47	5.33	1281	256.90	1328	262.23
24	IDFC First Bank	1325	49.47	335	60.66	1660	110.13
25	Indus Ind Bank	89	5.67	336	33.80	425	39.47
26	Karnataka Bank	119	12.05	286	84.08	405	96.13
27	Karur Vysya Bank	67	6.22	477	125.94	544	132.16
28	Kotak Mahindra Bank	20	3.41	-	-	20	3.41
29	KBS Local Area Bank	1	0.01	1	0.35	2	0.36
31	RBL Bank	21	3.14	45	12.01	66	15.15
32	South Indian Bank	8	1.78	12	3.53	20	5.31
33	Tamilnad Mercantile Bank	236	20.78	132	22.27	368	43.05
34	Yes Bank	28	5.63	112	57.18	140	62.81
Pvt. Sector Banks Total		18022	500.28	14790	3880.35	32812	4380.63
Commercial Banks Total		46312	2007.98	250717	15492.56	297029	17500.54
35	AP State Co-op Bank	1118	70.89	94	28.09	1212	98.98
Co-op. Banks Total		1118	70.89	94	28.09	1212	98.98
36	APGB	2285	89.52	644	71.45	2929	160.97
37	A.P.Grameena Vikas Bank	818	40.45	382	81.82	1200	122.27
38	C.G.G.B.	632	41.86	-	-	632	41.86
39	Saptagiri Grameena Bank	413	43.20	221	75.92	634	119.12
R.R.B.s Total		4148	215.03	1247	229.19	5395	444.22
40	Equitas Small Finance Bank Ltd	65	9.02	122	23.96	187	32.98
41	Fincare Small Finance Bank	1982	134.75	-	-	1982	134.75
42	ESAF Bank	-	-	-	-	-	-
Small Finance Banks Total		2047	144	122	24	2169	168
43	Airtel Payments Bank	-	-	-	-	-	-
44	Fino Payment Bank	-	-	-	-	-	-
45	India Post payment Bank	-	-	-	-	-	-
Payment Banks Total		-	-	-	-	-	-
42	A P S F C	-	-	-	-	-	-
Others Total		-	-	-	-	-	-
Grand Total		53625	2438	252180	15774	305805	18211
Consolidation							
Commercial Banks		46312	2008	250717	15493	297029	17501
Co-operative Banks		1118	71	94	28	1212	99
Regional Rural Banks		4148	215	1247	229	5395	444
Small Finance Banks Total		2047	144	122	24	2169	168
Payment Banks Total		-	-	-	-	-	-
Others Total		-	-	-	-	-	-
Grand Total		53625	2438	252180	15774	305805	18211


20. Disbursements under Education Loans as on 31.12.2023 (Amount in Crores)

S.No.	Name of the Bank	Priority Sector		Non-Priority Sector		Total	
		Accounts	Amount	Accounts	Amount	Accounts	Amount
1	Bank of Baroda	1089	23.51	1228	137.41	2317	160.92
2	Bank of India	1167	22.43	354	40.87	1521	63.30
3	Bank of Maharashtra	187	6.14	115	14.98	302	21.12
4	Canara Bank	4361	86.23	532	52.31	4893	138.54
5	Central Bank of India	451	11.54	1	0.09	452	11.63
6	Indian Bank	864	17.68	902	75.52	1766	93.20
7	Indian Overseas Bank	262	5.70	222	16.04	484	21.74
8	Punjab National Bank	391	9.23	318	36.39	709	45.62
9	Punjab & Sind Bank	12	0.54	37	7.51	49	8.05
10	UCO Bank	113	1.74	1	0.16	114	1.90
11	Union Bank of India	75581	904.03	3660	333.78	79241	1237.81
12	State Bank of India	8027	144.10	3336	290.76	11363	434.86
Public sector Banks Total		92505	1232.87	10706	1005.82	103211	2238.69
13	Axis Bank	214	10.63	340	62.71	554	73.34
14	Bandhan Bank	-	-	-	-	-	-
15	Catholic Syrian Bank Ltd	-	-	-	-	-	-
16	City Union Bank Ltd	2	0.15	6	0.84	8	0.99
17	Coastal Local Area Bank	-	-	4	0.80	4	0.80
18	DCB Bank Limited	-	-	-	-	-	-
19	Dhana Laxmi Bank	4	0.12	10	1.14	14	1.26
20	Federal Bank	11	0.31	10	0.87	21	1.18
21	HDFC Bank Ltd	22	0.57	10	0.56	32	1.13
22	ICICI Bank Ltd.	441	27.25	264	63.94	705	91.19
23	IDBI Bank	193	4.13	173	12.26	366	16.39
24	IDFC First Bank	-	-	89	25.00	89	25.00
25	Indus Ind Bank	-	-	-	-	-	-
26	Karnataka Bank	148	8.45	55	5.99	203	14.44
27	Karur Vysya Bank	3	0.15	25	2.46	28	2.61
28	Kotak Mahindra Bank	-	-	-	-	-	-
29	KBS Local Area Bank	-	-	-	-	-	-
31	RBL Bank	-	-	-	-	-	-
32	South Indian Bank	4	0.07	2	0.14	6	0.21
33	Tamilnad Mercantile Bank	10	0.21	21	1.41	31	1.62
34	Yes Bank	2	0.22	-	-	2	0.22
Pvt. Sector Banks Total		1054	52.26	1009	178.12	2063	230.38
Commercial Banks Total		93559	1285.13	11715	1183.94	105274	2469.07
35	AP State Co-op Bank	143	31.90	3	0.63	146	32.53
Co-op. Banks Total		143	31.90	3	0.63	146	32.53
36	APGB	1136	17.64	174	11.29	1310	28.93
37	A.P.Grameena Vikas Bank	28	0.81	11	1.61	39	2.42
38	C.G.G.B.	279	14.28	471	44.84	750	59.12
39	Saptagiri Grameena Bank	28	2.83	44	5.20	72	8.03
R.R.B.s Total		1471	35.56	700	62.94	2171	98.50
40	Equitas Small Finance Bank Ltd	-	-	-	-	-	-
41	Fincare Small Finance Bank	-	-	-	-	-	-
42	ESAF Bank	-	-	-	-	-	-
Small Finance Banks Total		-	-	-	-	-	-
43	Airtel Payments Bank	-	-	-	-	-	-
44	Fino Payment Bank	-	-	-	-	-	-
45	India Post payment Bank	-	-	-	-	-	-
Payment Banks Total		-	-	-	-	-	-
42	A P S F C	-	-	-	-	-	-
Others Total		-	-	-	-	-	-
Grand Total		95173	1353	12418	1248	107591	2600
Consolidation							
Commercial Banks		93559	1285	11715	1184	105274	2469
Co-operative Banks		143	32	3	1	146	33
Regional Rural Banks		1471	36	700	63	2171	99
Small Finance Banks Total		-	-	-	-	-	-
Payment Banks Total		-	-	-	-	-	-
Others Total		-	-	-	-	-	-
Grand Total		95173	1353	12418	1248	107591	2600


SLBC of A.P		CONVENER:  Union Bank of India			
21. Short term Crop Production Loans (Priority Sector)-Bank-wise Outstanding and NPA as on 31.12.2023					
S.No.	Name of the Bank	Outstanding		NPAs	
		No. of a/cs	Amount	No. of a/cs	Amount
1	Bank of Baroda	478639	8215.79	5461	143.39
2	Bank of India	88334	1124.21	1980	22.90
3	Bank of Maharashtra	2631	110.52	132	0.87
4	Canara Bank	2263764	40073.41	33865	560.15
5	Central Bank of India	28392	1354.38	1636	38.88
6	Indian Bank	762274	11151.05	12451	181.34
7	Indian Overseas Bank	29985	522.37	5648	83.28
8	Punjab National Bank	51040	1234.64	1916	38.15
9	Punjab & Sind Bank	65	14.38	-	-
10	UCO Bank	5422	117.69	375	8.31
11	Union Bank of India	1092136	21591.86	70916	980.88
12	State Bank of India	2056367	34690.23	65807	618.06
Public Sector Banks Total		6859049	120201	200187	2676
13	Axis Bank	14789	2221.18	1270	62.71
14	Bandhan Bank	4	0.96	-	-
15	Catholic Syrian Bank Ltd	3206	114.71	6	0.27
16	City Union Bank Ltd	13013	133.36	21	0.20
17	Coastal Local Area Bank	5401	53.03	80	1.65
18	DCB Bank Limited	3295	176.91	2	0.38
19	Dhana Laxmi Bank	4458	208.55	24	0.04
20	Federal Bank	55168	932.09	179	12.20
21	HDFC Bank Ltd	9273	2211.41	-	-
22	ICICI Bank Ltd.	10241	986.40	1551	81.55
23	IDBI Bank	70654	1703.31	283	10.94
24	IDFC First Bank	1664	511.44	-	-
25	Indus Ind Bank	-	-	-	-
26	Karnataka Bank	15927	330.08	886	75.97
27	Karur Vysya Bank	101437	2232.83	266	3.48
28	Kotak Mahindra Bank	555	11.77	477	2.19
29	KBS Local Area Bank	3	0.02	-	-
31	RBL Bank	814	41.91	19	3.01
32	South Indian Bank	25639	534.80	23	6.39
33	Tamilnad Mercantile Bank	14153	213.45	-	-
34	Yes Bank	12	151.03	-	-
Private Sector Banks Total		349706	12769	5087	261
Commercial Banks Total		7208755	132970	205274	2937
35	AP State Co-op Bank	160934	13837.59	6113	565.95
Co-operative Banks Total		160934	13838	6113	566
36	APGB	788618	9333.43	12714	156.68
37	A.P.Grameena Vikas Bank	230609	1753.03	13807	117.21
38	C.G.G.B.	537666	6653.76	2471	77.65
39	Saptagiri Grameena Bank	568919	7132.52	3442	40.89
RRB's Total		2125812	24873	32434	392
40	Equitas Small Finance Bank Ltd	-	-	-	-
41	Fincare Small Finance Bank	-	-	-	-
42	ESAF Bank	4	0.36	-	-
Small Finance Banks Total		4	0	-	-
43	Airtel Payments Bank	-	-	-	-
44	Fino Payment Bank	-	-	-	-
45	India Post payment Bank	-	-	-	-
Payment Banks Total		-	-	-	-
42	A P S F C	-	-	-	-
Others Total		-	-	-	-
Grand Total		9495505	171680	243821	3896
Consolidation					
Commercial Banks		7208755	132970	205274	2937
Co-operative Banks		160934	13838	6113	566
Regional Rural Banks		2125812	24873	32434	392
Small Finance Banks Total		4	0	-	-
Payment Banks Total		-	-	-	-
Others Total		-	-	-	-
Grand Total		9495505	171680	243821	3896


SLBC of A.P		CONVENER:  Union Bank of India			
22. Agri. Term Loans incl. allied activities (Priority Sector) -Bank-wise Outstanding & NPA as on 31.12.2023 (Amount in crores)					
S.No.	Name of the Bank	Outstanding		NPAs	
		Accounts	Amount	Accounts	Amount
1	Bank of Baroda	97223	2784.27	1566	26.91
2	Bank of India	289584	5180.22	970	18.04
3	Bank of Maharashtra	7577	169.51	58	0.31
4	Canara Bank	69614	791.16	21112	183.25
5	Central Bank of India	93281	1511.94	952	9.15
6	Indian Bank	40236	3041.21	3250	43.93
7	Indian Overseas Bank	226958	4669.14	1572	34.28
8	Punjab National Bank	8398	141.23	5486	32.68
9	Punjab & Sind Bank	111	7.06	1	0.06
10	UCO Bank	10863	150.79	426	7.82
11	Union Bank of India	1097070	27015.52	28743	393.68
12	State Bank of India	230076	16187.15	4712	97.97
Public Sector Banks Total		2170991	61649	68848	848
13	Axis Bank	19249	748.23	272	5.66
14	Bandhan Bank	6025	25.56	29	0.07
15	Catholic Syrian Bank Ltd	66008	1271.06	64	1.74
16	City Union Bank Ltd	1422	203.15	256	74.02
17	Coastal Local Area Bank	8849	108.40	1671	3.87
18	DCB Bank Limited	1164	42.10	119	3.81
19	Dhana Laxmi Bank	1	-	1	-
20	Federal Bank	343	11.74	12	0.41
21	HDFC Bank Ltd	35803	2015.26	3088	193.94
22	ICICI Bank Ltd.	44980	1532.98	1579	63.90
23	IDBI Bank	3612	105.26	85	1.09
24	IDFC First Bank	61802	397.03	1077	5.02
25	Indus Ind Bank	16125	688.29	356	32.15
26	Karnataka Bank	280	11.35	115	4.70
27	Karur Vysya Bank	18584	505.54	417	6.37
28	Kotak Mahindra Bank	17408	515.08	1063	29.42
29	KBS Local Area Bank	135	1.36	5	0.04
31	RBL Bank	27382	195.18	1110	1.91
32	South Indian Bank	3	0.21	-	-
33	Tamilnad Mercantile Bank	25860	364.67	16	1.13
34	Yes Bank	470	33.80	-	-
Private Sector Banks Total		355505	8776	11335	429
Commercial Banks Total		2526496	70425	80183	1277
35	AP State Co-op Bank	203585	11024.76	22423	677.81
Co-operative Banks Total		203585	11025	22423	678
36	APGB	531047	9142.83	5165	38.65
37	A.P.Grameena Vikas Bank	162858	4349.86	723	7.23
38	C.G.G.B.	71331	3496.44	82	2.33
39	Saptagiri Grameena Bank	47739	3223.32	468	3.88
RRB's Total		812975	20212	6438	52
40	Equitas Small Finance Bank Ltd	185	9.16	11	0
41	Fincare Small Finance Bank	93789	580.88	3215	7
42	ESAF Bank	6046	49.77	5	0
Small Finance Banks Total		100020	640	3231	7
43	Airtel Payments Bank	-	-	-	-
44	Fino Payment Bank	-	-	-	-
45	India Post payment Bank	-	-	-	-
Payment Banks Total		-	-	-	-
42	A P S F C	-	-	-	-
Others Total		-	-	-	-
Grand Total		3643076	102302	112275	2015
Consolidation					
Commercial Banks		2526496	70425	80183	1277
Co-operative Banks		203585	11025	22423	678
Regional Rural Banks		812975	20212	6438	52
Small Finance Banks Total		100020	640	3231	7
Payment Banks Total		-	-	-	-
Others Total		-	-	-	-
Grand Total		3643076	102302	112275	2015

SLBC of A.P		CONVENER:  Union Bank of India			
23. Farm Credit (Priority Sector)-Bank-wise Outstanding & NPA as on 31.12.2023 (Amount in crores)					
S.No.	Name of the Bank	Outstanding		NPAs	
		Accounts	Amount	Accounts	Amount
1	Bank of Baroda	575862	11000.06	7027	170.30
2	Bank of India	377918	6304.43	2950	40.94
3	Bank of Maharashtra	10208	280.03	190	1.18
4	Canara Bank	2333378	40864.57	54977	743.40
5	Central Bank of India	121673	2866.32	2588	48.03
6	Indian Bank	802510	14192.26	15701	225.27
7	Indian Overseas Bank	256943	5191.51	7220	117.56
8	Punjab National Bank	59438	1375.87	7402	70.83
9	Punjab & Sind Bank	176	21.44	1	0.06
10	UCO Bank	16285	268.48	801	16.13
11	Union Bank of India	2189206	48607.38	99659	1374.56
12	State Bank of India	2286443	50877.38	70519	716.03
Public Sector Banks Total		9030040	181849.73	269035	3524.29
13	Axis Bank	34038	2969.41	1542	68.37
14	Bandhan Bank	6029	26.52	29	0.07
15	Catholic Syrian Bank Ltd	69214	1385.77	70	2.01
16	City Union Bank Ltd	14435	336.51	277	74.22
17	Coastal Local Area Bank	14250	161.43	1751	5.52
18	DCB Bank Limited	4459	219.01	121	4.19
19	Dhana Laxmi Bank	4459	208.55	25	0.04
20	Federal Bank	55511	943.83	191	12.61
21	HDFC Bank Ltd	45076	4226.67	3088	193.94
22	ICICI Bank Ltd.	55221	2519.38	3130	145.45
23	IDBI Bank	74266	1808.57	368	12.03
24	IDFC First Bank	63466	908.47	1077	5.02
25	Indus Ind Bank	16125	688.29	356	32.15
26	Karnataka Bank	16207	341.43	1001	80.67
27	Karur Vysya Bank	120021	2738.37	683	9.85
28	Kotak Mahindra Bank	17963	526.85	1540	31.61
29	KBS Local Area Bank	138	1.38	5	0.04
31	RBL Bank	28196	237.09	1129	4.92
32	South Indian Bank	25642	535.01	23	6.39
33	Tamilnad Mercantile Bank	40013	578.12	16	1.13
34	Yes Bank	482	184.83	-	-
Private Sector Banks Total		705211	21545	16422	690
Commercial Banks Total		9735251	203395	285457	4215
35	AP State Co-op Bank	364519	24862.35	28536	1243.76
Co-operative Banks Total		364519	24862	28536	1244
36	APGB	1319665	18476.26	17879	195.33
37	A.P.Grameena Vikas Bank	393467	6102.89	14530	124.44
38	C.G.G.B.	608997	10150.20	2553	79.98
39	Saptagiri Grameena Bank	616658	10355.84	3910	44.77
RRB's Total		2938787	45085	38872	445
40	Equitas Small Finance Bank Ltd	185	9.16	11	0
41	Fincare Small Finance Bank	93789	580.88	3215	7
42	ESAF Bank	6050	50.13	5	0
Small Finance Banks Total		100024	640	3231	7
43	Airtel Payments Bank	-	-	-	-
44	Fino Payment Bank	-	-	-	-
45	India Post payment Bank	-	-	-	-
Payment Banks Total		-	-	-	-
42	A P S F C	-	-	-	-
Others Total		-	-	-	-
Grand Total		13138581	273983	356096	5910
Consolidation					
Commercial Banks		9735251	203395	285457	4215
Co-operative Banks		364519	24862	28536	1244
Regional Rural Banks		2938787	45085	38872	445
Small Finance Banks Total		100024	640	3231	7
Payment Banks Total		-	-	-	-
Others Total		-	-	-	-
Grand Total		13138581	273983	356096	5910

SLBC of A.P		CONVENER: 			
24. Agriculture Infrastructure (Priority Sector)-Bank-wise Outstanding & NPA as on 31.12.2023 (Amount in Crores)					
S.No.	Name of the Bank	Outstanding		NPAs	
		Accounts	Amount	Accounts	Amount
1	Bank of Baroda	715	47.11	35	3.29
2	Bank of India	14	5.92	1	-
3	Bank of Maharashtra	3	1.04	-	-
4	Canara Bank	630	71.43	31	7.92
5	Central Bank of India	34	29.93	1	-
6	Indian Bank	66	42.16	2	0.40
7	Indian Overseas Bank	45	2.12	1	-
8	Punjab National Bank	553	29.06	35	6.77
9	Punjab & Sind Bank	26	7.56	3	0.63
10	UCO Bank	22	1.06	3	0.37
11	Union Bank of India	24698	512.32	668	57.59
12	State Bank of India	22	78.26	1	0.44
Public Sector Banks Total		26828	828	781	77
13	Axis Bank	77	39.88	-	-
14	Bandhan Bank	1431	3.73	-	-
15	Catholic Syrian Bank Ltd	2	0.71	-	-
16	City Union Bank Ltd	26	37.08	5	8.76
17	Coastal Local Area Bank	-	-	-	-
18	DCB Bank Limited	-	-	-	-
19	Dhana Laxmi Bank	-	-	-	-
20	Federal Bank	-	-	-	-
21	HDFC Bank Ltd	52	31.30	4	2.10
22	ICICI Bank Ltd.	-	-	-	-
23	IDBI Bank	15	1.72	6	0.01
24	IDFC First Bank	96	2.06	-	-
25	Indus Ind Bank	5	1.54	-	-
26	Karnataka Bank	67	51.09	3	2.37
27	Karur Vysya Bank	50	60.33	-	-
28	Kotak Mahindra Bank	29	59.68	-	-
29	KBS Local Area Bank	-	-	-	-
31	RBL Bank	-	-	-	-
32	South Indian Bank	2	5.22	1	0.02
33	Tamilnad Mercantile Bank	12	6.83	-	-
34	Yes Bank	-	-	-	-
Private Sector Banks Total		1864	301	19	13
Commercial Banks Total		28692	1129	800	91
35	AP State Co-op Bank	5114	342.07	376	19.63
Co-operative Banks Total		5114	342	376	20
36	APGB	2	3.50	-	-
37	A.P.Grameena Vikas Bank	-	-	-	-
38	C.G.G.B.	-	-	-	-
39	Saptagiri Grameena Bank	-	-	-	-
RRB's Total		2	4	-	-
40	Equitas Small Finance Bank Ltd	-	-	-	-
41	Fincare Small Finance Bank	-	-	-	-
42	ESAF Bank	-	-	-	-
Small Finance Banks Total		-	-	-	-
43	Airtel Payments Bank	-	-	-	-
44	Fino Payment Bank	-	-	-	-
45	India Post payment Bank	-	-	-	-
Payment Banks Total		-	-	-	-
42	A P S F C	-	-	-	-
Others Total		-	-	-	-
Grand Total		33808	1475	1176	110
Consolidation					
Commercial Banks		28692	1129	800	91
Co-operative Banks		5114	342	376	20
Regional Rural Banks		2	4	-	-
Small Finance Banks Total		-	-	-	-
Payment Banks Total		-	-	-	-
Others Total		-	-	-	-
Grand Total		33808	1475	1176	110


25. Ancillary Activities (Priority Sector) -Bank-wise Outstanding & NPA as on 31.12.2023 (Amount in crores)					
S.No.	Name of the Bank	Outstanding		NPAs	
		No. of accounts	Amount	No. of accounts	Amount
1	Bank of Baroda	5935	551.42	379	29.28
2	Bank of India	17696	1374.75	163	35.70
3	Bank of Maharashtra	3563	128.99	32	0.28
4	Canara Bank	12283	1059.62	745	110.65
5	Central Bank of India	279	213.22	28	58.22
6	Indian Bank	847	653.34	243	28.15
7	Indian Overseas Bank	380	206.22	92	52.64
8	Punjab National Bank	4585	255.82	106	43.06
9	Punjab & Sind Bank	18	3.25	1	0.04
10	UCO Bank	24	0.88	11	0.52
11	Union Bank of India	368221	8083.26	1004	337.76
12	State Bank of India	12418	3039.90	1539	114.41
Public Sector Banks Total		426249	15571	4343	811
13	Axis Bank	663	1151.13	24	10.11
14	Bandhan Bank	4600	15.42	9	0.04
15	Catholic Syrian Bank Ltd	174	3.28	-	-
16	City Union Bank Ltd	330	220.14	76	57.19
17	Coastal Local Area Bank	83	6.28	-	-
18	DCB Bank Limited	155	14.46	4	0.78
19	Dhana Laxmi Bank	-	-	-	-
20	Federal Bank	1058	14.21	5	4.76
21	HDFC Bank Ltd	705	1612.26	26	72.23
22	ICICI Bank Ltd.	464	427.01	31	11.61
23	IDBI Bank	625	23.13	26	1.71
24	IDFC First Bank	203	9.94	-	-
25	Indus Ind Bank	3	23.53	1	0.53
26	Karnataka Bank	317	139.05	18	11.22
27	Karur Vysya Bank	21	3.04	4	0.19
28	Kotak Mahindra Bank	352	456.94	18	25.81
29	KBS Local Area Bank	-	-	-	-
31	Tamilnad Mercantile Bank	2	0.73	2	0.73
32	South Indian Bank	51	22.22	1	4.89
33	Tamilnadu Mercantile Bank	200	164.22	13	5.77
34	Yes Bank	104	117.29	-	-
Private Sector Banks Total		10110	4424	258	208
Commercial Banks Total		436359	19995	4601	1018
35	AP State Co-op Bank	11332	272.33	725	18.03
Co-operative Banks Total		11332	272	725	18
36	APGB	-	-	-	-
37	A.P.Grameena Vikas Bank	-	-	-	-
38	C.G.G.B.	-	-	-	-
39	Saptagiri Grameena Bank	-	-	-	-
RRB's Total		-	-	-	-
40	Equitas Small Finance Bank Ltd	-	-	-	-
41	Fincare Small Finance Bank	-	-	-	-
42	ESAF Bank	-	-	-	-
Small Finance Banks Total		-	-	-	-
43	Airtel Payments Bank	-	-	-	-
44	Fino Payment Bank	-	-	-	-
45	India Post payment Bank	-	-	-	-
Payment Banks Total		-	-	-	-
42	A P S F C	-	-	-	-
Others Total		-	-	-	-
Grand Total		447691	20267	5326	1036
Consolidation					
Commercial Banks		436359	19995	4601	1018
Co-operative Banks		11332	272	725	18
Regional Rural Banks		-	-	-	-
Small Finance Banks Total		-	-	-	-
Payment Banks Total		-	-	-	-
Others Total		-	-	-	-
Grand Total		447691	20267	5326	1036


SLBC of A.P		CONVENER: 			
26. Total Agricultural Advances (Priority Sector)-Bank-wise Outstanding & NPA as on 31.12.2023 (Amount in Crores)					
S.No.	Name of the Bank	Outstanding		NPAs	
		No. of accounts	Amount	No. of accounts	Amount
1	Bank of Baroda	582512	11598.59	7441	202.87
2	Bank of India	395628	7685.10	3114	76.64
3	Bank of Maharashtra	13774	410.06	222	1.46
4	Canara Bank	2346291	41995.62	55753	861.97
5	Central Bank of India	121986	3109.47	2617	106.25
6	Indian Bank	803423	14887.76	15946	253.82
7	Indian Overseas Bank	257368	5399.85	7313	170.20
8	Punjab National Bank	64576	1660.75	7543	120.66
9	Punjab & Sind Bank	220	32.25	5	0.73
10	UCO Bank	16331	270.42	815	17.02
11	Union Bank of India	2582125	57202.96	101331	1769.91
12	State Bank of India	2298883	53995.54	72059	830.88
Public Sector Banks Total		9483117	198248	274159	4412
13	Axis Bank	34778	4160.42	1566	78.48
14	Bandhan Bank	12060	45.67	38	0.11
15	Catholic Syrian Bank Ltd	69390	1389.76	70	2.01
16	City Union Bank Ltd	14791	593.73	358	140.17
17	Coastal Local Area Bank	14333	167.71	1751	5.52
18	DCB Bank Limited	4614	233.47	125	4.97
19	Dhana Laxmi Bank	4459	208.55	25	0.04
20	Federal Bank	56569	958.04	196	17.37
21	HDFC Bank Ltd	45833	5870.23	3118	268.27
22	ICICI Bank Ltd.	55685	2946.39	3161	157.06
23	IDBI Bank	74906	1833.42	400	13.75
24	IDFC First Bank	63765	920.47	1077	5.02
25	Indus Ind Bank	16133	713.36	357	32.68
26	Karnataka Bank	16591	531.57	1022	94.26
27	Karur Vysya Bank	120092	2801.74	687	10.04
28	Kotak Mahindra Bank	18344	1043.47	1558	57.42
29	KBS Local Area Bank	138	1.38	5	0.04
31	RBL Bank	28198	237.82	1131	5.65
32	South Indian Bank	25695	562.45	25	11.30
33	Tamilnad Mercantile Bank	40225	749.17	29	6.90
34	Yes Bank	586	302.12	-	-
Private Sector Banks Total		717185	26271	16699	911
Commercial Banks Total		10200302	224519	290858	5323
35	AP State Co-op Bank	380965	25476.75	29637	1281.42
Co-operative Banks Total		380965	25477	29637	1281
36	APGB	1319667	18479.76	17879	195.33
37	A.P.Grameena Vikas Bank	393467	6102.89	14530	124.44
38	C.G.G.B.	608997	10150.20	2553	79.98
39	Saptagiri Grameena Bank	616658	10355.84	3910	44.77
RRB's Total		2938789	45089	38872	445
40	Equitas Small Finance Bank Ltd	185	9.16	11	0
41	Fincare Small Finance Bank	93789	580.88	3215	7
42	ESAF Bank	6050	50.13	5	0
Small Finance Banks Total		100024	640	3231	7
43	Airtel Payments Bank	-	-	-	-
44	Fino Payment Bank	-	-	-	-
45	India Post payment Bank	-	-	-	-
Payment Banks Total		-	-	-	-
42	A P S F C	-	-	-	-
Others Total		-	-	-	-
Grand Total		13620080	295725	362598	7057
Consolidation					
Commercial Banks		10200302	224519	290858	5323
Co-operative Banks		380965	25477	29637	1281
Regional Rural Banks		2938789	45089	38872	445
Small Finance Banks Total		100024	640	3231	7
Payment Banks Total		-	-	-	-
Others Total		-	-	-	-
Grand Total		13620080	295725	362598	7057


SLBC of A.P		CONVENER: 			
27. Micro, Small & Medium Enterprises (Priority Sector) -Bank-wise Outstanding & NPA as on 31.12.2023 (Amount in Crores)					
S.No.	Name of the Bank	Outstanding		NPAs	
		No. of accounts	Amount	No. of accounts	Amount
1	Bank of Baroda	55829	3034.16	10053	270.57
2	Bank of India	67768	2006.59	7125	101.54
3	Bank of Maharashtra	4551	699.05	993	11.70
4	Canara Bank	175523	7415.92	39658	1332.42
5	Central Bank of India	11704	912.52	4504	88.01
6	Indian Bank	80511	5018.96	14774	287.87
7	Indian Overseas Bank	47878	1764.08	7681	324.02
8	Punjab National Bank	15602	1539.10	5324	317.19
9	Punjab & Sind Bank	1007	135.12	106	3.05
10	UCO Bank	16690	531.25	1767	98.42
11	Union Bank of India	548003	18763.10	111724	2017.30
12	State Bank of India	83484	16500.66	9144	366.59
Public Sector Banks Total		1108550	58320.51	212853	5218.68
13	Axis Bank	14823	6405.24	363	74.96
14	Bandhan Bank	23769	113.21	88	1.21
15	Catholic Syrian Bank Ltd	452	7.97	-	-
16	City Union Bank Ltd	2388	1409.91	139	70.47
17	Coastal Local Area Bank	13655	145.26	2373	11.62
18	DCB Bank Limited	1032	212.03	55	8.56
19	Dhana Laxmi Bank	143	52.43	47	4.71
20	Federal Bank	473	216.40	58	12.18
21	HDFC Bank Ltd	24101	11954.48	301	144.27
22	ICICI Bank Ltd.	16028	6112.81	281	95.07
23	IDBI Bank	5439	415.39	617	28.23
24	IDFC First Bank	4421	1050.80	118	12.94
25	Indus Ind Bank	40446	1538.19	545	36.09
26	Karnataka Bank	3028	1042.97	423	66.99
27	Karur Vysya Bank	5456	3083.60	35	7.24
28	Kotak Mahindra Bank	5746	2253.52	228	41.32
29	KBS Local Area Bank	484	2.70	85	0.50
31	RBL Bank	211	63.88	30	8.75
32	South Indian Bank	365	210.01	24	22.93
33	Tamilnad Mercantile Bank	2811	512.62	48	2.71
34	Yes Bank	3603	908.19	66	15.86
Private Sector Banks Total		168874	37711.61	5924	666.61
Commercial Banks Total		1277424	96032.12	218777	5885.29
35	AP State Co-op Bank	95316	2613.08	35927	184.73
Co-operative Banks Total		95316	2613.08	35927	184.73
36	APGB	147233	1795.47	9251	44.18
37	A.P.Grameena Vikas Bank	43142	222.16	1903	3.35
38	C.G.G.B.	55917	606.05	3177	14.73
39	Saptagiri Grameena Bank	65717	725.02	921	6.70
RRB's Total		312009	3348.70	15252	68.96
40	Equitas Small Finance Bank Ltd	6850	469.94	525	19
41	Fincare Small Finance Bank	12530	565.17	57	4
42	ESAF Bank	865	3.46	1	0
Small Finance Banks Total		20245	1039	583	23
43	Airtel Payments Bank	-	-	-	-
44	Fino Payment Bank	-	-	-	-
45	India Post payment Bank	-	-	-	-
Payment Banks Total		-	-	-	-
42	A P S F C	1176	639	165	66
Others Total		1176	639	165	66
Grand Total		1706170	103672	270704	6228
Consolidation					
Commercial Banks		1277424	96032	218777	5885
Co-operative Banks		95316	2613	35927	185
Regional Rural Banks		312009	3349	15252	69
Small Finance Banks Total		20245	1039	583	23
Payment Banks Total		-	-	-	-
Others Total		1176	639	165	66
Grand Total		1706170	103672	270704	6228


28. Others' under Priority Sector Advances-Bank-wise Outstanding & NPA as on 31.12.2023 (Amount in crores)


S.No.	Name of the Bank	Outstanding		NPAs	
		No. of accounts	Amount	No. of accounts	Amount
1	Bank of Baroda	21724	1626.15	683	27.00
2	Bank of India	16777	1179.60	462	17.52
3	Bank of Maharashtra	1964	151.72	6	0.64
4	Canara Bank	41198	2696.40	2244	65.29
5	Central Bank of India	7364	796.41	790	15.36
6	Indian Bank	10282	694.36	616	15.00
7	Indian Overseas Bank	10253	697.59	1134	21.73
8	Punjab National Bank	8001	529.46	319	12.31
9	Punjab & Sind Bank	326	30.04	9	0.41
10	UCO Bank	11140	533.62	610	73.16
11	Union Bank of India	141841	4928.23	8475	138.23
12	State Bank of India	181522	16434.30	808	49.70
Public Sector Banks Total		452392	30297.88	16156	436.35
13	Axis Bank	5023	335.59	230	3.88
14	Bandhan Bank	205673	534.08	487	0.78
15	Catholic Syrian Bank Ltd	135	1.35	2	-
16	City Union Bank Ltd	382	29.76	38	2.30
17	Coastal Local Area Bank	617	65.60	3	0.25
18	DCB Bank Limited	9484	165.91	10	1.73
19	Dhana Laxmi Bank	275	36.57	7	0.30
20	Federal Bank	52489	139.77	121	1.46
21	HDFC Bank Ltd	59277	2939.34	973	27.50
22	ICICI Bank Ltd.	5853	948.87	84	10.24
23	IDBI Bank	4123	431.18	29	2.47
24	IDFC First Bank	2695	155.37	17	1.58
25	Indus Ind Bank	523	56.21	26	3.09
26	Karnataka Bank	2791	209.83	38	2.34
27	Karur Vysya Bank	1516	130.76	31	0.63
28	Kotak Mahindra Bank	2063	41.45	4	0.53
29	KBS Local Area Bank	14	0.24	2	0.06
31	RBL Bank	608	16.52	154	0.54
32	South Indian Bank	203	27.72	7	0.53
33	Tamilnad Mercantile Bank	1236	120.67	10	0.86
34	Yes Bank	253	33.43	6	1.11
Private Sector Banks Total		352233	6420.22	2279	62.18
Commercial Banks Total		807625	36718.10	18435	498.53
35	AP State Co-op Bank	57428	4191.05	16439	341.00
Co-operative Banks Total		57428	4191.05	16439	341.00
36	APGB	88527	1989.57	1093	9.92
37	A.P.Grameena Vikas Bank	4681	372.97	58	1.91
38	C.G.G.B.	7489	406.89	310	13.48
39	Saptagiri Grameena Bank	3874	284.48	107	3.11
RRB's Total		104571	3053.91	1568	28.42
40	Equitas Small Finance Bank Ltd	162	23.71	3	0
41	Fincare Small Finance Bank	179233	759.01	2517	5
42	ESAF Bank	149	2.05	-	-
Small Finance Banks Total		179544	785	2520	5
43	Airtel Payments Bank	-	-	-	-
44	Fino Payment Bank	-	-	-	-
45	India Post payment Bank	-	-	-	-
Payment Banks Total		-	-	-	-
42	A P S F C	-	-	-	-
Others Total		-	-	-	-
Grand Total		1149168	44748	38962	873
Consolidation					
Commercial Banks		807625	36718	18435	499
Co-operative Banks		57428	4191	16439	341
Regional Rural Banks		104571	3054	1568	28
Small Finance Banks Total		179544	785	2520	5
Payment Banks Total		-	-	-	-
Others Total		-	-	-	-
Grand Total		1149168	44748	38962	873


SLBC of A.P		CONVENER: 			
29. Total Priority Sector Advances-Bank-wise Outstanding & NPA as on 31.12.2023 (Amount in crores)					
S.No	Name of the Bank	Outstanding		NPAs	
		No. of accounts	Amount	No. of accounts	Amount
1	Bank of Baroda	660065	16258.90	18177	500.44
2	Bank of India	480173	10871.29	10701	195.70
3	Bank of Maharashtra	20289	1260.83	1221	13.80
4	Canara Bank	2563012	52107.94	97655	2259.68
5	Central Bank of India	141054	4818.40	7911	209.62
6	Indian Bank	894216	20601.08	31336	556.69
7	Indian Overseas Bank	315499	7861.52	16128	515.95
8	Punjab National Bank	88179	3729.31	13186	450.16
9	Punjab & Sind Bank	1553	197.41	120	4.19
10	UCO Bank	44193	1438.88	3195	188.60
11	Union Bank of India	3271969	80894.29	221530	3925.44
12	State Bank of India	2563892	86936.58	82011	1247.17
Public Sector Banks Total		11044094	286976.43	503171	10067.44
13	Axis Bank	54627	10923.90	2159	157.32
14	Bandhan Bank	241502	692.96	613	2.10
15	Catholic Syrian Bank Ltd	69977	1399.08	72	2.01
16	City Union Bank Ltd	17561	2033.40	535	212.94
17	Coastal Local Area Bank	28605	378.57	4127	17.39
18	DCB Bank Limited	15130	611.41	190	15.26
19	Dhana Laxmi Bank	4877	297.55	79	5.05
20	Federal Bank	109531	1314.21	375	31.01
21	HDFC Bank Ltd	129211	20764.05	4392	440.04
22	ICICI Bank Ltd.	77566	10008.07	3526	262.37
23	IDBI Bank	84468	2679.99	1046	44.45
24	IDFC First Bank	70881	2126.64	1212	19.54
25	Indus Ind Bank	57102	2307.76	928	71.86
26	Karnataka Bank	22410	1784.37	1483	163.59
27	Karur Vysya Bank	127064	6016.10	753	17.91
28	Kotak Mahindra Bank	26153	3338.44	1790	99.27
29	KBS Local Area Bank	636	4.32	92	0.60
31	RBL Bank	29017	318.22	1315	14.94
32	South Indian Bank	26263	800.18	56	34.76
33	Tamilnad Mercantile Bank	44272	1382.46	87	10.47
34	Yes Bank	4442	1243.74	72	16.97
Private Sector Banks Total		1241295	70425.42	24902	1639.85
Commercial Banks Total		12285389	357401.85	528073	11707.29
35	AP State Co-op Bank	533709	32280.88	82003	1807.15
Co-operative Banks Total		533709	32280.88	82003	1807.15
36	APGB	1555427	22264.80	28223	249.43
37	A.P.Grameena Vikas Bank	441290	6698.02	16491	129.70
38	C.G.G.B.	672403	11163.14	6040	108.19
39	Saptagiri Grameena Bank	686249	11365.34	4938	54.58
RRB's Total		3355369	51491.30	55692	541.90
40	Equitas Small Finance Bank Ltd	7197	502.81	539	19.50
41	Fincare Small Finance Bank	285552	1905.06	5789	15.78
42	ESAF Bank	7064	55.64	6	0.15
Small Finance Banks Total		299813	2464	6334	35
43	Airtel Payments Bank	-	-	-	-
44	Fino Payment Bank	-	-	-	-
45	India Post payment Bank	-	-	-	-
Payment Banks Total		-	-	-	-
42	A P S F C	1176	639	165	66
Others Total		1176	639	165	66
Grand Total		16475456	444277	672267	14158
Consolidation					
Commercial Banks		12285389	357402	528073	11707
Co-operative Banks		533709	32281	82003	1807
Regional Rural Banks		3355369	51491	55692	542
Small Finance Banks Total		299813	2464	6334	35
Payment Banks Total		-	-	-	-
Others Total		1176	639	165	66
Grand Total		16475456	444277	672267	14158


SLBC of A.P		CONVENER: 			
30. Total Non Priority Sector Advances-Bank-wise Outstanding & NPA as on 31.12.2023 (Amount in crores)					
S.No.	Name of the Bank	Outstanding		NPAs	
		No. of accounts	Amount	No. of accounts	Amount
1	Bank of Baroda	112181	18018.64	4520	198.76
2	Bank of India	34698	3557.38	2082	89.32
3	Bank of Maharashtra	9036	3451.88	1245	36.45
4	Canara Bank	110978	18433.35	10273	272.46
5	Central Bank of India	34332	1746.26	1982	32.91
6	Indian Bank	54754	13147.02	1299	208.64
7	Indian Overseas Bank	36525	3608.84	7039	496.96
8	Punjab National Bank	18476	10904.81	1036	71.79
9	Punjab & Sind Bank	2263	3726.35	38	0.60
10	UCO Bank	8383	1533.53	309	43.06
11	Union Bank of India	434000	42086.54	28796	1742.67
12	State Bank of India	1246702	106954.33	61015	509.94
Public Sector Banks Total		2102328	227168.93	119634	3703.56
13	Axis Bank	638216	11016.64	26110	116.52
14	Bandhan Bank	16377	589.68	374	5.98
15	Catholic Syrian Bank Ltd	10792	178.39	121	1.51
16	City Union Bank Ltd	14203	1030.32	346	74.17
17	Coastal Local Area Bank	5561	211.28	57	5.02
18	DCB Bank Limited	4176	599.39	62	9.98
19	Dhana Laxmi Bank	1382	83.69	23	0.09
20	Federal Bank	8395	859.04	375	12.47
21	HDFC Bank Ltd	1495084	37520.47	16537	353.81
22	ICICI Bank Ltd.	699623	21685.52	13444	315.59
23	IDBI Bank	13781	3691.76	1266	585.94
24	IDFC First Bank	397367	2828.28	12439	56.96
25	Indus Ind Bank	221669	3865.86	14338	53.88
26	Karnataka Bank	6759	1174.46	152	12.72
27	Karur Vysya Bank	71330	4776.28	488	24.18
28	Kotak Mahindra Bank	42775	2621.39	5927	54.05
29	KBS Local Area Bank	535	5.98	36	0.06
31	RBL Bank	2283	136.68	687	16.17
32	South Indian Bank	4852	415.31	113	20.58
33	Tamilnad Mercantile Bank	3811	598.13	41	176.66
34	Yes Bank	73594	1848.42	1018	20.14
Private Sector Banks Total		3732565	95736.97	93954	1916.48
Commercial Banks Total		5834893	322905.90	213588	5620.04
35	AP State Co-op Bank	334391	7743.63	18806	609.44
Co-operative Banks Total		334391	7743.63	18806	609.44
36	APGB	46430	1894.76	3710	53.54
37	A.P.Grameena Vikas Bank	92457	1918.71	2663	9.44
38	C.G.G.B.	23806	1053.24	334	20.15
39	Saptagiri Grameena Bank	14562	693.66	64	3.39
RRB's Total		177255	5560.37	6771	86.52
40	Equitas Small Finance Bank Ltd	3241	244.11	306	12
41	Fincare Small Finance Bank	7139	574.19	172	5
42	ESAF Bank	96	8.44	-	-
Small Finance Banks Total		10476	827	478	17
43	Airtel Payments Bank	-	-	-	-
44	Fino Payment Bank	-	-	-	-
45	India Post payment Bank	-	-	-	-
Payment Banks Total		-	-	-	-
42	A P S F C	-	-	-	-
Others Total		-	-	-	-
Grand Total		6357015	337037	239643	6333
Consolidation					
Commercial Banks		5834893	322906	213588	5620
Co-operative Banks		334391	7744	18806	609
Regional Rural Banks		177255	5560	6771	87
Small Finance Banks Total		10476	827	478	17
Payment Banks Total		-	-	-	-
Others Total		-	-	-	-
Grand Total		6357015	337037	239643	6333

SLBC of A.P		CONVENER: 			
31. Total Advances-Bank-wise Outstanding& NPA as on 31.12.2023 (Amount in crores)					
S.No.	Name of the Bank	Outstanding		NPAs	
		No. of accounts	Amount	No. of accounts	Amount
1	Bank of Baroda	772246	34277.54	22697	699.20
2	Bank of India	514871	14428.67	12783	285.02
3	Bank of Maharashtra	29325	4712.71	2466	50.25
4	Canara Bank	2673990	70541.29	107928	2532.14
5	Central Bank of India	175386	6564.66	9893	242.53
6	Indian Bank	948970	33748.10	32635	765.33
7	Indian Overseas Bank	352024	11470.36	23167	1012.91
8	Punjab National Bank	106655	14634.12	14222	521.95
9	Punjab & Sind Bank	3816	3923.76	158	4.79
10	UCO Bank	52576	2972.41	3504	231.66
11	Union Bank of India	3705969	122980.83	250326	5668.11
12	State Bank of India	3810594	193890.91	143026	1757.11
Public Sector Banks Total		13146422	514145.36	622805	13771.00
13	Axis Bank	692843	21940.54	28269	273.84
14	Bandhan Bank	257879	1282.64	987	8.08
15	Catholic Syrian Bank Ltd	80769	1577.47	193	3.52
16	City Union Bank Ltd	31764	3063.72	881	287.11
17	Coastal Local Area Bank	34166	589.85	4184	22.41
18	DCB Bank Limited	19306	1210.80	252	25.24
19	Dhana Laxmi Bank	6259	381.24	102	5.14
20	Federal Bank	117926	2173.25	750	43.48
21	HDFC Bank Ltd	1624295	58284.52	20929	793.85
22	ICICI Bank Ltd.	777189	31693.59	16970	577.96
23	IDBI Bank	98249	6371.75	2312	630.39
24	IDFC First Bank	468248	4954.92	13651	76.50
25	Indus Ind Bank	278771	6173.62	15266	125.74
26	Karnataka Bank	29169	2958.83	1635	176.31
27	Karur Vysya Bank	198394	10792.38	1241	42.09
28	Kotak Mahindra Bank	68928	5959.83	7717	153.32
29	KBS Local Area Bank	1171	10.30	128	0.66
31	RBI Bank	31300	454.90	2002	31.11
32	South Indian Bank	31115	1215.49	169	55.34
33	Tamilnad Mercantile Bank	48083	1980.59	128	187.13
34	Yes Bank	78036	3092.16	1090	37.11
Private Sector Banks Total		4973860	166162.39	118856	3556.33
Commercial Banks Total		18120282	680307.75	741661	17327.33
35	AP State Co-op Bank	868100	40024.51	100809	2416.59
Co-operative Banks Total		868100	40024.51	100809	2416.59
36	APGB	1601857	24159.56	31933	302.97
37	A.P.Grameena Vikas Bank	533747	8616.73	19154	139.14
38	C.G.G.B.	696209	12216.38	6374	128.34
39	Saptagiri Grameena Bank	700811	12059.00	5002	57.97
RRB's Total		3532624	57051.67	62463	628.42
40	Equitas Small Finance Bank Ltd	10438	746.92	845	31
41	Fincare Small Finance Bank	292691	2479.25	5961	21
42	ESAF Bank	7160	64.08	6	0
Small Finance Banks Total		310289	3290	6812	52
43	Airtel Payments Bank	-	-	-	-
44	Fino Payment Bank	-	-	-	-
45	India Post payment Bank	-	-	-	-
Payment Banks Total		-	-	-	-
42	A P S F C	1176	639	165	66
Others Total		1176	639	165	66
Grand Total		22832471	781313	911910	20491
Consolidation					
Commercial Banks		18120282	680308	741661	17327
Co-operative Banks		868100	40025	100809	2417
Regional Rural Banks		3532624	57052	62463	628
Small Finance Banks Total		310289	3290	6812	52
Payment Banks Total		-	-	-	-
Others Total		1176	639	165	66
Grand Total		22832471	781313	911910	20491

SLBC of A.P		CONVENER: 			
32. Housing Loans (Priority Sector)-Bank-wise Outstanding & NPA as on 31.12.2023 (Amount in Crores)					
S.No.	Name of the Bank	Outstanding		NPAs	
		No. of accounts	Amount	No. of accounts	Amount
1	Bank of Baroda	17781	1455.87	466	21.34
2	Bank of India	13511	1054.17	374	15.35
3	Bank of Maharashtra	1603	131.89	4	0.61
4	Canara Bank	25846	1919.24	1280	43.34
5	Central Bank of India	5671	711.92	522	10.86
6	Indian Bank	7715	514.59	458	11.96
7	Indian Overseas Bank	7526	648.37	747	18.72
8	Punjab National Bank	6172	412.33	182	8.42
9	Punjab & Sind Bank	194	23.04	5	0.40
10	UCO Bank	2356	168.28	207	10.18
11	Union Bank of India	49873	3499.64	2870	103.17
12	State Bank of India	146237	14696.33	626	45.48
Public Sector Banks Total		284485	25235.67	7741	289.83
13	Axis Bank	2763	279.26	46	2.49
14	Bandhan Bank	70	13.63	-	-
15	Catholic Syrian Bank Ltd	6	0.55	-	-
16	City Union Bank Ltd	336	21.83	23	1.66
17	Coastal Local Area Bank	611	62.81	3	0.25
18	DCB Bank Limited	9471	161.68	10	1.73
19	Dhana Laxmi Bank	254	35.54	4	0.30
20	Federal Bank	235	24.86	14	0.84
21	HDFC Bank Ltd	18963	2723.00	183	24.79
22	ICICI Bank Ltd.	4783	874.75	78	10.00
23	IDBI Bank	3338	394.53	18	2.16
24	IDFC First Bank	2644	155.11	17	1.58
25	Indus Ind Bank	523	56.21	26	3.09
26	Karnataka Bank	1223	138.94	21	2.08
27	Karur Vysya Bank	1295	116.57	8	0.57
28	Kotak Mahindra Bank	189	34.42	4	0.53
29	KBS Local Area Bank	14	0.24	2	0.06
31	RBL Bank	142	15.56	3	0.44
32	South Indian Bank	172	17.54	3	0.41
33	Tamilnad Mercantile Bank	1171	119.75	9	0.85
34	Yes Bank	245	32.93	6	1.11
Private Sector Banks Total		48448	5279.71	478	54.94
Commercial Banks Total		332933	30515.38	8219	344.77
35	AP State Co-op Bank	4642	205.15	1022	34.08
Co-operative Banks Total		4642	205.15	1022	34.08
36	APGB	7545	483.84	701	8.83
37	A.P.Grameena Vikas Bank	4535	369.06	25	1.38
38	C.G.G.B.	6107	340.63	279	12.17
39	Saptagiri Grameena Bank	3413	258.50	104	2.90
RRB's Total		21600	1452.03	1109	25.28
40	Equitas Small Finance Bank Ltd	162	23.71	3	0
41	Fincare Small Finance Bank	4349	287.54	5	1
42	ESAF Bank	6	1.49	-	-
Small Finance Banks Total		4517	313	8	1
43	Airtel Payments Bank	-	-	-	-
44	Fino Payment Bank	-	-	-	-
45	India Post payment Bank	-	-	-	-
Payment Banks Total		-	-	-	-
42	A P S F C	-	-	-	-
Others Total		-	-	-	-
Grand Total		363692	32485	10358	405
Consolidation					
Commercial Banks		332933	30515	8219	345
Co-operative Banks		4642	205	1022	34
Regional Rural Banks		21600	1452	1109	25
Small Finance Banks Total		4517	313	8	1
Payment Banks Total		-	-	-	-
Others Total		-	-	-	-
Grand Total		363692	32485	10358	405

SLBC of A.P		CONVENER: 			
33. Education Loans (Priority Sector)-Bank-wise Outstanding & NPA as on 31.12.2023 (Amount in Crores)					
S.No.	Name of the Bank	Outstanding		NPAs	
		No. of accounts	Amount	No. of accounts	Amount
1	Bank of Baroda	3923	166.05	215	5.66
2	Bank of India	3259	124.56	88	2.17
3	Bank of Maharashtra	361	19.83	2	0.03
4	Canara Bank	14329	753.62	845	21.36
5	Central Bank of India	1625	83.56	203	4.40
6	Indian Bank	2548	179.68	141	2.96
7	Indian Overseas Bank	1722	47.01	110	2.40
8	Punjab National Bank	1675	112.95	99	3.82
9	Punjab & Sind Bank	65	3.56	1	0.01
10	UCO Bank	567	20.46	135	2.72
11	Union Bank of India	87826	1425.09	2055	34.27
12	State Bank of India	35283	1737.91	182	4.22
Public Sector Banks Total		153183	4674.28	4076	84.02
13	Axis Bank	2133	46.51	125	0.62
14	Bandhan Bank	-	-	-	-
15	Catholic Syrian Bank Ltd	3	0.14	1	-
16	City Union Bank Ltd	38	1.67	13	0.47
17	Coastal Local Area Bank	3	0.38	-	-
18	DCB Bank Limited	2	-	-	-
19	Dhana Laxmi Bank	19	0.81	3	-
20	Federal Bank	57	4.76	4	0.30
21	HDFC Bank Ltd	116	3.14	-	-
22	ICICI Bank Ltd.	1070	74.12	6	0.24
23	IDBI Bank	773	35.36	11	0.31
24	IDFC First Bank	-	-	-	-
25	Indus Ind Bank	-	-	-	-
26	Karnataka Bank	358	20.80	8	0.17
27	Karur Vysya Bank	141	8.59	-	-
28	Kotak Mahindra Bank	-	-	-	-
29	KBS Local Area Bank	-	-	-	-
31	RBL Bank	-	-	-	-
32	South Indian Bank	18	0.76	1	0.12
33	Tamilnad Mercantile Bank	35	0.92	1	0.01
34	Yes Bank	2	0.20	-	-
Private Sector Banks Total		4768	198.16	173	2.24
Commercial Banks Total		157951	4872.44	4249	86.26
35	AP State Co-op Bank	608	97.77	84	12.81
Co-operative Banks Total		608	97.77	84	12.81
36	APGB	2271	64.00	34	0.44
37	A.P.Grameena Vikas Bank	146	3.91	33	0.53
38	C.G.G.B.	1235	65.89	12	1.25
39	Saptagiri Grameena Bank	165	16.65	3	0.21
RRB's Total		3817	150.45	82	2.43
40	Equitas Small Finance Bank Ltd	-	-	-	-
41	Fincare Small Finance Bank	-	-	-	-
42	ESAF Bank	-	-	-	-
Small Finance Banks Total		-	-	-	-
43	Airtel Payments Bank	-	-	-	-
44	Fino Payment Bank	-	-	-	-
45	India Post payment Bank	-	-	-	-
Payment Banks Total		-	-	-	-
42	A P S F C	-	-	-	-
Others Total		-	-	-	-
Grand Total		162376	5121	4415	102
Consolidation					
Commercial Banks		157951	4872	4249	86
Co-operative Banks		608	98	84	13
Regional Rural Banks		3817	150	82	2
Small Finance Banks Total		-	-	-	-
Payment Banks Total		-	-	-	-
Others Total		-	-	-	-
Grand Total		162376	5121	4415	102

SLBC of A.P		CONVENER: 			
34. Agricultural Advances (Non-Priority Sector)-Bank-wise Outstanding & NPA as on 31.12.2023 (Amount in Crores)					
S.No.	Name of the Bank	Outstanding		NPAs	
		No. of accounts	Amount	No. of accounts	Amount
1	Bank of Baroda	1241	192.27	1208	124.38
2	Bank of India	-	-	-	-
3	Bank of Maharashtra	-	-	-	-
4	Canara Bank	572	153.17	41	8.80
5	Central Bank of India	-	-	-	-
6	Indian Bank	36	248.92	8	7.36
7	Indian Overseas Bank	6445	698.87	6187	426.15
8	Punjab National Bank	4	61.08	-	-
9	Punjab & Sind Bank	-	-	-	-
10	UCO Bank	-	-	-	-
11	Union Bank of India	2982	1948.25	27	129.59
12	State Bank of India	424	40.48	95	9.26
Public Sector Banks Total		11704	3343.04	7566	705.54
13	Axis Bank	11	55.22	-	-
14	Bandhan Bank	-	-	-	-
15	Catholic Syrian Bank Ltd	2	0.02	1	0.02
16	City Union Bank Ltd	-	-	-	-
17	Coastal Local Area Bank	-	-	-	-
18	DCB Bank Limited	66	3.57	-	-
19	Dhana Laxmi Bank	-	-	-	-
20	Federal Bank	-	-	-	-
21	HDFC Bank Ltd	618	156.66	27	5.85
22	ICICI Bank Ltd.	-	-	-	-
23	IDBI Bank	-	-	-	-
24	IDFC First Bank	142	5.90	28	0.31
25	Indus Ind Bank	-	-	-	-
26	Karnataka Bank	14	2.58	-	-
27	Karur Vysya Bank	26339	989.24	4	0.11
28	Kotak Mahindra Bank	-	-	-	-
29	KBS Local Area Bank	-	-	-	-
31	RBL Bank	7	1.73	-	-
32	South Indian Bank	2	0.02	1	0.02
33	Tamilnad Mercantile Bank	3	0.81	-	-
34	Yes Bank	-	-	-	-
Private Sector Banks Total		27204	1215.75	61	6.31
Commercial Banks Total		38908	4558.79	7627	711.85
35	AP State Co-op Bank	-	-	-	-
Co-operative Banks Total		-	-	-	-
36	APGB	-	-	-	-
37	A.P.Grameena Vikas Bank	-	-	-	-
38	C.G.G.B.	-	-	-	-
39	Saptagiri Grameena Bank	-	-	-	-
RRBs Total		-	-	-	-
40	Equitas Small Finance Bank Ltd	-	-	-	-
41	Fincare Small Finance Bank	-	-	-	-
42	ESAF Bank	-	-	-	-
Small Finance Banks Total		-	-	-	-
43	Airtel Payments Bank	-	-	-	-
44	Fino Payment Bank	-	-	-	-
45	India Post payment Bank	-	-	-	-
Payment Banks Total		-	-	-	-
42	A P S F C	-	-	-	-
Others Total		-	-	-	-
Grand Total		38908	4559	7627	712
Consolidation					
Commercial Banks		38908	4559	7627	712
Co-operative Banks		-	-	-	-
Regional Rural Banks		-	-	-	-
Small Finance Banks Total		-	-	-	-
Payment Banks Total		-	-	-	-
Others Total		-	-	-	-
Grand Total		38908	4559	7627	712

SLBC of A.P		CONVENER: 			
35. Housing Loans (Non-Priority Sector)-Bank-wise Outstanding & NPA as on 31.12.2023 (Amount in Crores)					
S.No.	Name of the Bank	Outstanding		NPAs	
		No. of accounts	Amount	No. of accounts	Amount
1	Bank of Baroda	10938	2749.18	140	25.92
2	Bank of India	5516	1745.50	30	9.30
3	Bank of Maharashtra	790	298.54	3	0.87
4	Canara Bank	17411	4464.24	296	47.58
5	Central Bank of India	298	68.90	18	4.36
6	Indian Bank	13158	2942.09	280	42.35
7	Indian Overseas Bank	3190	916.79	64	16.54
8	Punjab National Bank	5055	1159.11	73	11.32
9	Punjab & Sind Bank	271	71.52	7	-
10	UCO Bank	750	230.65	26	11.56
11	Union Bank of India	214593	9627.84	2790	152.00
12	State Bank of India	295519	43813.89	1036	107.83
Public Sector Banks Total		567489	68088.25	4763	429.63
13	Axis Bank	4702	1719.23	53	10.20
14	Bandhan Bank	342	114.80	1	0.40
15	Catholic Syrian Bank Ltd	7	0.74	4	0.14
16	City Union Bank Ltd	417	112.53	28	5.91
17	Coastal Local Area Bank	222	44.97	-	-
18	DCB Bank Limited	938	244.71	13	4.26
19	Dhana Laxmi Bank	70	18.41	1	0.09
20	Federal Bank	368	147.42	3	1.26
21	HDFC Bank Ltd	39297	9356.00	9	1.57
22	ICICI Bank Ltd.	14960	5303.72	123	44.25
23	IDBI Bank	4044	996.01	13	3.08
24	IDFC First Bank	1097	207.22	8	2.58
25	Indus Ind Bank	955	136.75	33	6.26
26	Karnataka Bank	1463	473.31	8	3.86
27	Karur Vysya Bank	3989	990.27	8	1.98
28	Kotak Mahindra Bank	-	-	-	-
29	KBS Local Area Bank	1	0.34	-	-
31	RBL Bank	144	33.82	1	0.21
32	South Indian Bank	105	28.70	-	-
33	Tamilnad Mercantile Bank	590	149.40	1	0.10
34	Yes Bank	402	182.33	4	1.38
Private Sector Banks Total		74113	20260.68	311	87.53
Commercial Banks Total		641602	88348.93	5074	517.16
35	AP State Co-op Bank	553	75.35	130	9.81
Co-operative Banks Total		553	75.35	130	9.81
36	APGB	990	218.26	1	0.44
37	A.P.Grameena Vikas Bank	1123	351.13	2	0.61
38	C.G.G.B.	-	-	-	-
39	Saptagiri Grameena Bank	944	258.81	8	1.75
RRBs Total		3057	828.20	11	2.80
40	Equitas Small Finance Bank Ltd	437	57.58	8	1
41	Fincare Small Finance Bank	-	-	-	-
42	ESAF Bank	-	-	-	-
Small Finance Banks Total		437	58	8	1
43	Airtel Payments Bank	-	-	-	-
44	Fino Payment Bank	-	-	-	-
45	India Post payment Bank	-	-	-	-
Payment Banks Total		-	-	-	-
42	A P S F C	-	-	-	-
Others Total		-	-	-	-
Grand Total		645649	89310	5223	531
Consolidation					
Commercial Banks		641602	88349	5074	517
Co-operative Banks		553	75	130	10
Regional Rural Banks		3057	828	11	3
Small Finance Banks Total		437	58	8	1
Payment Banks Total		-	-	-	-
Others Total		-	-	-	-
Grand Total		645649	89310	5223	531

SLBC of A.P		CONVENER:		यूनियन बैंक Union Bank	
36. Education Loans (Non-Priority Sector)-Bank-wise Outstanding & NPA as on 31.12.2023 (Amount in Crores)					
S.No.	Name of the Bank	Outstanding		NPAs	
		No. of accounts	Amount	No. of accounts	Amount
1	Bank of Baroda	2551	589.86	11	1.79
2	Bank of India	532	104.99	-	-
3	Bank of Maharashtra	196	42.62	-	-
4	Canara Bank	1327	293.80	64	1.25
5	Central Bank of India	43	13.06	-	-
6	Indian Bank	1076	228.53	3	0.14
7	Indian Overseas Bank	461	101.52	5	1.28
8	Punjab National Bank	514	99.73	-	-
9	Punjab & Sind Bank	57	13.22	-	-
10	UCO Bank	13	3.23	-	-
11	Union Bank of India	5841	1169.29	34	5.68
12	State Bank of India	8010	1978.87	9	0.91
Public Sector Banks Total		20621	4638.72	126	11.05
13	Axis Bank	685	139.42	3	-
14	Bandhan Bank	-	-	-	-
15	Catholic Syrian Bank Ltd	-	-	-	-
16	City Union Bank Ltd	21	3.90	-	-
17	Coastal Local Area Bank	20	2.92	-	-
18	DCB Bank Limited	2	0.26	-	-
19	Dhana Laxmi Bank	15	2.61	-	-
20	Federal Bank	12	2.45	-	-
21	HDFC Bank Ltd	8	1.36	-	-
22	ICICI Bank Ltd.	650	141.22	-	-
23	IDBI Bank	241	47.69	-	-
24	IDFC First Bank	89	25.21	-	-
25	Indus Ind Bank	-	-	-	-
26	Karnataka Bank	126	18.21	-	-
27	Karur Vysya Bank	90	11.70	2	0.17
28	Kotak Mahindra Bank	-	-	-	-
29	KBS Local Area Bank	-	-	-	-
31	RBL Bank	-	-	-	-
32	South Indian Bank	4	0.54	-	-
33	Tamilnad Mercantile Bank	43	4.27	-	-
34	Yes Bank	-	-	-	-
Private Sector Banks Total		2006	401.76	5	0.17
Commercial Banks Total		22627	5040.48	131	11.22
35	AP State Co-op Bank	15	1.89	1	0.21
Co-operative Banks Total		15	1.89	1	0.21
36	APGB	229	28.04	-	-
37	A.P.Grameena Vikas Bank	20	3.67	-	-
38	C.G.G.B.	731	140.50	1	0.45
39	Saptagiri Grameena Bank	48	4.68	-	-
RRBs Total		1028	176.89	1	0.45
40	Equitas Small Finance Bank Ltd	-	-	-	-
41	Fincare Small Finance Bank	-	-	-	-
42	ESAF Bank	-	-	-	-
Small Finance Banks Total		-	-	-	-
43	Airtel Payments Bank	-	-	-	-
44	Fino Payment Bank	-	-	-	-
45	India Post payment Bank	-	-	-	-
Payment Banks Total		-	-	-	-
42	A P S F C	-	-	-	-
Others Total		-	-	-	-
Grand Total		23670	5219	133	12
Consolidation					
Commercial Banks		22627	5040	131	11
Co-operative Banks		15	2	1	0
Regional Rural Banks		1028	177	1	0
Small Finance Banks Total		-	-	-	-
Payment Banks Total		-	-	-	-
Others Total		-	-	-	-
Grand Total		23670	5219	133	12

37. Bank wise ATM position as on 31.12.2023						
S.No	Bank	Rural	Semi Urban	Urban	Metro	Total
1	Bank of Baroda	67	78	122	53	320
2	Bank of India	12	79	68	21	180
3	Bank of Maharashtra	2	10	17	3	32
4	Canara Bank	135	190	175	99	599
5	Central Bank Of India	17	34	30	9	90
6	Indian Bank	116	132	139	33	420
7	Indian Overseas Bank	19	41	44	24	128
8	Punjab National Bank	11	47	87	11	156
9	Punjab & Sind Bank	0	0	4	2	6
10	Uco Bank	6	5	13	0	24
11	Union Bank of India	312	368	304	141	1125
12	State Bank of India	550	1491	1457	600	4098
Public Sector Banks Total		1247	2475	2460	996	7178
13	Axis Bank	42	152	207	97	498
14	Bandhan Bank	0	0	0	1	1
15	Catholic Syrian Bank Ltd	0	8	9	5	22
16	City Union Bank Ltd	5	13	60	6	84
17	Coastal Local Area Bank Ltd	7	22	16	0	45
18	DCB Bank Limited	2	7	10	2	21
19	Dhana Laxmi Bank	0	1	14	0	15
20	Federal Bank	0	0	0	31	31
21	HDFC Bank Ltd	38	192	245	136	611
22	ICICI Bank Ltd.	35	142	208	112	497
23	IDBI Bank	9	19	48	20	96
24	IDFC First Bank	2	13	13	5	33
25	Indus Ind Bank	2	7	23	28	60
26	Karnataka Bank	4	10	37	8	59
27	Karur Vysya Bank	19	89	76	30	214
28	Kotak Mahindra Bank	8	17	33	24	82
29	KBS Local Area Bank	0	1	1	0	2
30	RBL Bank	3	1	0	2	6
31	South Indian Bank	0	4	15	0	19
32	Tamilnad Mercantile Bank	0	17	29	0	46
33	Yes Bank	1	5	13	9	28
Private Sector Banks Total		177	720	1057	516	2470
Commercial Banks Total		1424	3195	3517	1512	9648
35	AP State Co operative Bank	154	91	142	8	395
Co-op. Banks Total		154	91	142	8	395
36	APGB	28	36	34	0	98
37	APGVB	0	1	5	1	7
38	CGGB	56	20	12	0	88
39	SGB	0	0	0	0	0
RRB's Total		84	57	51	1	193
40	Equitas Small Finance Bank Ltd	0	0	3	3	6
41	Fincare Small Finance Bank	0	8	8	2	18
42	ESAF Bank	0	0	1	2	3
Small Finance Banks Total		-	8	12	7	27
Grand Total		1662	3351	3722	1528	10263
CONSOLIDATION						
Commercial Banks		1424	3195	3517	1512	9648
Co operative Banks		154	91	142	8	395
Regional Rural Banks		84	57	51	1	193
Small Finance Banks		-	8	12	7	27
Grand Total		1662	3351	3722	1528	10263

38. Bank wise Bank Mitra Position on 31.12.2023				
S.No	Name of the Bank	Total BCs	No. of Active BCs	No of Inactive BCs
1	Bank of Baroda	1140	666	474
2	Bank of India	390	257	133
3	Bank of Maharashtra	7	7	0
4	Canara Bank	1118	1060	58
5	Central Bank of India	116	109	7
6	Indian Bank	418	418	0
7	Indian Overseas Bank	220	220	0
8	Punjab National Bank	107	66	41
9	Punjab & Sind Bank	3	3	0
10	UCO Bank	60	23	37
11	Union Bank of India	3274	2214	1060
12	State Bank of India	3871	3458	413
Public Sector Banks Total		10724	8501	2223
13	Axis Bank	1580	1580	0
14	Bandhan Bank	0	0	0
15	Catholic Syrian Bank Ltd	18	18	0
16	City Union Bank Ltd	0	0	0
17	Coastal Local Area Bank Ltd	48	48	0
18	DCB Bank Limited	0	0	0
19	Dhana Laxmi Bank	0	0	0
20	Federal Bank	0	0	0
21	HDFC Bank Ltd	454	330	124
22	ICICI Bank Ltd.	329	329	0
23	IDBI Bank	0	0	0
24	IDFC First Bank	780	594	186
25	Indus Ind Bank	0	0	0
26	Karnataka Bank	11	8	3
27	Karur Vysya Bank	9	9	0
28	Kotak Mahindra Bank	586	586	0
29	KBS Local Area Bank	0	0	0
30	RBL Bank	1008	1008	0
31	South Indian Bank	0	0	0
32	Tamilnad Mercantile Bank	0	0	0
33	Yes Bank	36646	26309	10337
Private Sector Banks Total		41469	30819	10650
Commercial Banks Total		52193	39320	12873
34	APGB	1192	1189	3
35	APGVB	1297	1271	26
36	CGGB	223	223	0
37	SGB	304	304	0
RRB's Total		3016	2987	29
38	Equitas Small Finance Bank Ltd	0	0	0
39	Fincare Small Finance Bank	111	109	2
40	ESAF Bank	0	0	0
SFBs Total		111	109	2
41	Indian Post Payment Bank	10976	10976	0
42	Airtel Payment Bank	10914	10914	0
43	Fino Payment Bank	24116	11558	12558
Payment Banks Total		46006	33448	12558
Grand Total		101326	75864	25462
CONSOLIDATION				
Commercial Banks		52193	39320	12873
Regional Rural Banks		3016	2987	29
SFB & Payment Banks		46117	33557	12560
Grand Total		101326	75864	25462

39. Bank wise PMMY Disbursement as on 29.01.2024

S.No	Bank Name	Target	Shishu (Loans up to Rs. 50,000)		Kishore (Loans from Rs. 50,001 to Rs. 5.00 Lakh)		Tarun (Loans from Rs. 5.00 to Rs. 10.00 Lakh)		Total		% of Achv	
			Amt	A/Cs	Disb Amt	A/Cs	Disb Amt	A/Cs	Disb Amt	A/Cs		Disb Amt
			1	State Bank of India	3000	24664	40.54	24333	502.89	10205		902.42
2	Bank of Baroda	650	2297	7.99	3468	80.74	1709	186.08	7474	274.81	42%	
3	Bank of India	300	7397	11.21	4605	112.74	1228	99.54	13230	223.49	74%	
4	Bank of Maharashtra	50	719	2.43	9125	276.69	409	28.08	10253	307.20	614%	
5	Canara Bank	1200	68952	81.86	26796	600.61	14500	1275.8	110248	1958.27	163%	
6	Central Bank of India	100	1786	1.75	729	10.33	286	19.44	2801	31.52	32%	
7	Indian Bank	800	10813	15.45	3160	66.07	993	79.88	14966	161.40	20%	
8	Indian Overseas Bank	200	11665	37.38	11103	169.28	705	61.52	23473	268.18	134%	
9	Punjab National Bank	200	1198	3.29	1142	28.35	798	69.36	3138	101.00	51%	
10	Union Bank of India	2000	93147	181.97	124780	1922.03	12155	1044.08	230082	3148.08	157%	
11	Punjab & Sind Bank	50	65	0.09	34	0.81	12	0.93	111	1.83	4%	
12	UCO Bank	50	2157	4.75	1537	41.22	641	51.64	4335	97.61	195%	
Total PSBs		8600	224860	388.71	210812	3811.76	43641	3818.77	479313	8019.24	93%	
13	Federal Bank	50	19834	91.02	52	0.9	17	1.37	19903	93.29	187%	
14	Karnataka Bank	50	8	0.01	138	2.16	124	7.76	270	9.93	20%	
15	Karur Vysya Bank	200	0	0	3	0.05	4	0.33	7	0.38	0%	
16	Ratnakar Bank	20	0	0	0	0	0	0	0	0.00	0%	
17	South Indian Bank	30	0	0	3	0.13	2	0.16	5	0.29	1%	
18	ICICI Bank	250	60	0.22	1655	38.59	1167	86.51	2882	125.32	50%	
19	Axis Bank	250	141	0.58	3872	84.79	1547	128.08	5560	213.45	85%	
20	IndusInd Bank	100	17714	77.04	20823	237.28	1235	77.9	39772	392.22	392%	
21	Yes Bank	50	62	0.25	103	0.89	71	6.44	236	7.58	15%	
22	HDFC Bank	500	6894	22.66	10165	141.27	2483	180.11	19542	344.04	69%	
23	IDFC Bank Limited	50	31249	112.25	12889	217.03	448	31.91	44586	361.19	722%	
24	IDBI Bank Limited	100	10	0.03	101	3.11	223	19.11	334	22.25	22%	
Total Pvt. Banks		1650	75972	304.06	49804	726.20	7321	539.68	133097	1569.94	95%	
25	APGVB	300	79724	146.77	6329	69.34	10452	247.51	96505	463.62	155%	
26	APGB	1100	60718	185.46	144604	1363.63	595	32.21	205917	1581.30	144%	
27	CGGB	400	11699	24.03	1619	21.75	1413	144.54	14731	190.32	48%	
28	SGB	700	23708	28.39	7227	218.54	16124	1355.3	47059	1602.23	229%	
Total RRBs		2500	175849	384.65	159779	1673.26	28584	1779.56	364212	3837.47	153%	
Other Pvt Sector Banks		250	245830	958.5	63423	461.08	170	13.59	309423	1433.17	573%	
Grand Total		13000	722511	2035.92	483818	6672.3	79716	6151.6	1286045	14859.82	114%	

Source: MUDRA Portal

40. BANK WISE STAND UP INDIA POSITION as on 31.12.2023									
S.No	Lender	Target SC/ST	SC	ST	Target Women	Women (General)	Total Target	Achv	% Achv
			A/Cs (Sanc)	A/Cs (Sanc)		A/Cs (Sanc)		A/Cs (Sanc)	
1	Federal Bank	27	0	0	27	2	54	2	4%
2	HDFC Bank	362	19	4	362	486	724	509	70%
3	ICICI Bank	136	145	26	136	121	272	292	107%
4	IDBI Bank	56	6	5	56	14	112	25	22%
5	IndusInd Bank	32	13	2	32	83	64	98	153%
6	Karnataka Bank Ltd	43	1	0	43	1	86	2	2%
7	Karur Vysya Bank Ltd	124	0	0	124	1	248	1	0%
8	Kotak Mahindra Bank Limited	110	23	0	110	59	220	82	37%
9	Yes Bank Ltd.	6	45	5	6	7	12	57	475%
Total Pvt. Sector Banks		896	252	42	896	774	1792	1068	60%
10	Bank of Baroda	231	127	24	231	263	462	414	90%
11	Bank of India	157	40	1	157	138	314	179	57%
12	Bank of Maharashtra	39	7	0	39	52	78	59	76%
13	Canara Bank	519	243	46	519	1001	1038	1290	124%
14	Central Bank of India	124	43	2	124	51	248	96	39%
15	Indian Bank	299	162	46	299	669	598	877	147%
16	Indian Overseas Bank	183	36	10	183	88	366	134	37%
17	Punjab and Sind Bank	9	1	0	9	14	18	15	83%
18	Punjab National Bank	126	41	10	126	231	252	282	112%
19	State Bank of India	1592	1466	234	1592	2078	3184	3778	119%
20	UCO Bank	45	39	4	45	101	90	144	160%
21	Union Bank of India	1247	546	96	1247	3013	2494	3655	147%
Total PSBs		4571	2751	473	4571	7699	9142	10923	119%
22	APGVB	281	9	1	281	49	562	59	10%
23	APGB	551	164	22	551	256	1102	442	40%
24	SGB	240	37	12	240	207	480	256	53%
Total RRBs		1072	210	35	1072	512	2144	757	35%
Grand Total		6539	3213	550	6539	8985	13078	12748	97%

41. PMFME Data as on 04.01.2024

S.No	Banks	Loan Rejected	Loan Sanctioned	Pending with Bank	Total applications received
1	APCOB	108	1741	148	1997
2	UNION BANK OF INDIA	830	620	146	1596
3	STATE BANK OF INDIA	1364	611	124	2099
4	BANK OF BARODA	147	442	62	651
5	CANARA BANK	462	283	3	748
6	APGVB	271	180	111	562
7	APGB	325	173	58	556
8	INDIAN BANK	201	107	26	334
9	HDFC BANK	25	80	136	241
10	SGB	173	74	32	279
11	BANK OF INDIA	56	51	6	113
12	INDIAN OVERSEAS BANK	50	33	15	98
13	CGGB	27	25	14	66
14	CENTRAL BANK OF INDIA	30	17	5	52
15	KARUR VYSYA BANK	15	14	15	44
16	IDBI BANK	14	12	7	33
17	PUNJAB NATIONAL BANK	21	9	2	32
18	UCO BANK	3	7	0	10
19	PUNJAB AND SIND BANK	0	5	1	6
20	BANK OF MAHARASHTRA	9	4	1	14
21	KARNATAKA BANK LIMITED	0	4	6	10
22	ICICI BANK LIMITED	1	2	13	16
23	CITY UNION BANK LIMITED	0	1	5	6
24	AXIS BANK	2	0	0	2
25	BANDHAN BANK LIMITED	0	0	2	2
26	DHANALAKSHMI BANK	1	0	1	2
27	EQUITAS SMALL FINANCE BANK LIMITED	0	0	1	1
28	FEDERAL BANK	0	0	1	1
29	FINCARE SMALL FINANCE BANK LTD	0	0	1	1
30	IDFC First Bank Ltd	0	0	1	1
31	INDUSIND BANK	0	0	3	3
32	KOTAK MAHINDRA BANK LIMITED	0	0	7	7
33	LAXMI VILAS BANK	0	0	1	1
34	TAMILNAD MERCANTILE BANK LIMITED	2	0	2	4
Grand Total		4137	4495	956	9588

42. PMSVANidhi Bank wise Report as on 29.01.2024

S.No	Bank Name	Total Applications	Pending for sanctioned	Pending for Disbursement	Total Disbursement	Total Sanctions	% of Acv
1	State Bank of India	114816	2317	829	111670	112499	97.98%
2	Union Bank of India	96339	1719	791	93829	94620	98.22%
3	APCOB	93799	2616	1239	89944	91183	97.21%
4	Canara Bank	29891	372	159	29360	29519	98.76%
5	Indian Bank	27755	311	417	27027	27444	98.88%
6	Bank of India	16523	67	61	16395	16456	99.59%
7	APGB	13961	811	317	12833	13150	94.19%
8	Bank of Baroda	11215	424	121	10670	10791	96.22%
9	SGB	8419	389	307	7723	8030	95.38%
10	CGGB	6962	981	922	5059	5981	85.91%
11	Indian Overseas Bank	5253	536	153	4564	4717	89.80%
12	Central Bank of India	3985	26	18	3941	3959	99.35%
13	APGVB	4687	1564	100	3023	3123	66.63%
14	UCO Bank	1922	9	10	1903	1913	99.53%
15	Punjab National Bank	1918	81	28	1809	1837	95.78%
16	Bank of Maharashtra	1867	30	112	1725	1837	98.39%
17	HDFC Bank	783	35	632	116	748	95.53%
18	IDBI Bank	372	45	6	321	327	87.90%
19	Punjab & Sind Bank	213	1	0	212	212	99.53%
20	Karur Vysya Bank	595	445	0	150	150	25.21%
21	Karnataka Bank	218	132	0	86	86	39.45%
22	TM Bank	123	52	2	69	71	57.72%
23	Axis Bank	26	14	3	9	12	46.15%
24	Federal Bank	16	10	0	6	6	37.50%
25	City Union Bank	54	49	0	5	5	9.26%
26	Kotak Bank	38	37	1	0	1	2.63%
27	Fincare SFB	2	1	1	0	1	50.00%
28	Laxmi Vilas Bank	72	72	0	0	0	0.00%
29	ICICI Bank	61	61	0	0	0	0.00%
30	Indus Ind Bank	6	6	0	0	0	0.00%
31	South Indian Bank	7	7	0	0	0	0.00%
32	DhanLaxmi Bank	0	0	0	0	0	0.00%
33	DCB Bank	5	5	0	0	0	0.00%
34	APSFC	0	0	0	0	0	0.00%
Total		4,41,898	13,220	6,229	4,22,449	4,28,678	97%

43. BANK WISE DETAILS OF ENROLLMENTS UNDER APY UPTO 20.01.2024

Sl	Name of the Bank	No of Branches	AAPB Target (Avg accounts per br)	Annual Target	APY accounts opened during the FY 2023-24	%Achv
1	BANK OF BARODA	238	100	23800	18640	78%
2	BANK OF INDIA	160	100	16000	11806	74%
3	BANK OF MAHARASHTRA	32	100	3200	1236	39%
4	CANARA BANK	632	100	63200	49420	78%
5	CENTRAL BANK OF INDIA	127	100	12700	3451	27%
6	INDIAN BANK	292	100	29200	25161	86%
7	INDIAN OVERSEAS BANK	157	100	15700	5029	32%
8	PUNJAB AND SIND BANK	9	100	900	370	41%
9	PUNJAB NATIONAL BANK	133	100	13300	1569	12%
10	STATE BANK OF INDIA	1403	100	140300	130665	93%
11	UCO BANK	43	100	4300	886	21%
12	UNION BANK OF INDIA	1158	100	115800	106373	92%
Public Sector Banks Total		4,384	1,200	4,38,400	3,54,606	81%
13	AXIS BANK LTD	174	70	12180	341	3%
14	BANDHAN BANK LIMITED	13	30	390	0	0%
15	CITY UNION BANK LTD	49	30	1470	72	5%
16	DCB BANK LIMITED	21	30	630	0	0%
17	DHANLAXMI BANK LIMITED	10	30	300	39	13%
18	HDFC BANK LTD	304	70	21280	592	3%
19	ICICI BANK LIMITED	132	70	9240	48	1%
20	IDBI BANK LTD	57	70	3990	2627	66%
21	IDFC FIRST BANK LIMITED	27	30	810	530	65%
22	INDUSIND BANK LIMITED	17	30	510	8	2%
23	KARNATAKA BANK LIMITED	42	30	1260	177	14%
24	KOTAK MAHINDRA BANK	103	30	3090	1562	51%
25	RBL BANK LIMITED	6	30	180	0	0%
26	STANDARD CHARTERED BANK	1	30	30	0	0%
27	TAMILNAD MERCANTILE BANK LTD	27	30	810	3028	374%
28	THE CATHOLIC SYRIAN BANK LIMITED	47	30	1410	0	0%
29	THE FEDERAL BANK LTD	27	30	810	5	1%
30	THE KARUR VYSYA BANK LTD	123	30	3690	421	11%
31	THE LAKSHMI VILAS BANK LTD	69	30	2070	0	0%
32	THE SOUTH INDIAN BANK LTD MARKE	22	30	660	81	12%
33	YES BANK LIMITED	15	30	450	181	40%
Private Sector Banks Total		1,286	790	65,260	9,712	15%
34	APCOB	17	20	340	8	2%
Co-operative Banks Total		17	20	340	8	2%
35	ANDHRA PRAGATHI GRAMEENA BAN	552	100	55200	64901	118%
36	AP Grameena Vikas Bank	278	100	27800	27682	100%
37	CHAITANYA GODAVARI GRAMEENA	231	100	23100	27161	118%
38	SAPTAGIRI GRAMEENA BANK	229	100	22900	19244	84%
Regional Rural Banks Total		1,290	400	1,29,000	1,38,988	108%
GRAND TOTAL		6,977	2,410	6,33,000	5,03,314	80%

44. BANK WISE STATUS OF PMSBY & PMJJBY AS ON 29.01.2024

S.No	BANK	PMSBY	PMJJBY	TOTAL
1	Bank of Baroda	765783	348193	1113976
2	Bank of India	786675	322415	1109090
3	Bank of Maharashtra	56534	24636	81170
4	Canara Bank	4873139	2268083	7141222
5	Central Bank of India	279634	143019	422653
6	Indian Bank	1523998	866853	2390851
7	Indian Overseas Bank	389878	199662	589540
8	Punjab & Sind Bank	14170	5530	19700
9	Punjab National Bank	205537	56396	261933
10	State Bank of India	7995627	4290541	12286168
11	UCO Bank	57893	22595	80488
12	Union Bank of India	6953465	1910188	8863653
Public Sector Banks Total		23902333	10458111	34360444
13	Axis Bank Ltd	36865	25190	62055
14	City Union Bank Ltd	8377	4448	12825
15	Federal Bank Ltd	5871	3169	9040
16	HDFC Bank Ltd	63428	30100	93528
17	ICICI Bank Ltd	438874	12077	450951
18	IDBI Bank Ltd.	44635	29981	74616
19	IDFC Bank Ltd.	18434	1885	20319
20	Indusind Bank Ltd	5525	270	5795
21	Karur Vysya Bank	44859	27644	72503
22	Kotak Mahindra Bank Ltd	20707	13210	33917
23	RBL Bank Ltd	132	78	210
24	South Indian Bank Ltd	2956	1770	4726
25	Tamilnadu Mercantile Bank Ltd	23152	6846	29998
26	Yes Bank Ltd	609	73	682
Private Sector Banks Total		714424	156741	871165
GRAND TOTAL		24616757	10614852	35231609

34. COMPREHENSIVE PERFORMANCE REPORT OF "ANDHRA PRADESH - RSETIs" FOR THE FINANCIAL YEAR (2023-24) for the quarter ended December 2023																						
S.No	Bank	RSETI Name & Location of the RSETI	Target for 2023-24		Achievement for 2023-24		Gender Wise			Social Status Wise		Category Wise					Self Employed				Wage Employed	Total Settled
			No. of Training Prog.to be Condttd.	No. of Candidates to be trained	No. of Training Prog. Condttd.	No. of Candidates trained	Male	Female	Transgender	BPL	APL	SC	ST	OBC	GEN	MIN	Male	Female	Male	Female		
1	Union Bank of India	West Godavari-Eluru	22	700	19	592	161	431	0	592	0	196	31	267	88	10	31	246	69	53	0	399
2		Guntur	25	630	19	571	64	507	0	571	0	175	11	157	192	36	0	240	30	65	21	356
3		East Godavari-Rajmundry	26	760	22	621	99	522	0	620	1	165	21	266	159	10	42	150	15	205	42	454
4		Srikakulam	25	730	20	624	190	434	0	604	20	83	44	488	9	0	3	205	84	90	20	402
5		Chittoor-Tirupati	23	575	20	465	55	410	0	8	457	148	6	212	31	68	0	209	5	163	1	378
6		Srikakulam-Rajam	40	1000	34	893	275	618	0	890	3	110	249	502	32	0	55	213	39	223	0	530
7		Krishna- Machilipatnam	24	700	20	526	63	463	0	523	3	161	9	215	121	20	0	88	2	41	5	136
8		Krishna-Atkuru	25	650	163	487	94	393	0	487	0	177	16	235	47	12	0	145	0	153	12	310
9		Nellore-Venkatachalam	24	600	18	519	47	472	0	472	0	181	54	195	74	15	8	232	18	139	66	463
Union Bank of India RSETIs Sub Total			234	6345	335	5298	1048	4250	0	4767	484	1396	441	2537	753	171	139	1728	262	1132	167	3428
10	Rudseti	Anantapuramu	28	840	24	742	183	559	0	673	69	217	21	371	89	44	17	254	99	173	8	551
11		Prakasam- Ongole	31	820	23	650	192	458	0	650	0	261	23	234	127	5	1	185	107	133	35	461
RUDSETIs Sub Total			59	1660	47	1392	375	1017	0	1323	69	478	44	605	216	49	18	439	206	306	43	1012
12	SBI	Visakhapatnam- Anakapally	26	650	19	521	123	398	0	521	0	30	211	237	39	4	2	129	105	12	0	248
13		Vizianagaram	26	650	19	501	110	391	0	501	0	28	153	313	4	3	0	63	8	119	15	205
SBI RSETIs Sub Total			52	1300	38	1022	233	789	0	1022	0	58	364	550	43	7	2	192	113	131	15	453
14	Canara Bank	Kadapa	26	825	24	641	444	197	0	603	38	206	8	224	134	69	4	217	15	117	16	369
15		Kurnool	24	600	18	479	156	323	0	479	0	141	7	254	41	36	10	110	40	109	31	300
Canara Bank RSETIs Sub Total			50	1425	42	1120	600	520	0	1082	38	347	15	478	175	105	14	327	55	226	47	669
16	Indian Bank	Chittoor	23	575	19	466	0	466	0	358	108	166	5	165	82	48	0	117	0	199	0	316
Grand Total			418	11305	481	9298	2256	7042	0	8552	699	2445	869	4335	1269	380	173	2803	636	1994	272	5878