

THE DISTRICT CO-OPERATIVE CENTRAL BANK LTD., KAKINADA.

Proceedings of the District Level Technical Committee Meeting held on 21.12.2019 at 11.30.A.M. in the premises of Head office, D.C.C.Bank Ltd., Nagamallithota, KAKINADA.

SCALES OF FINANCE FOR SEASONAL AGRICULTURAL OPERATIONS (SAO) DURING KHARIFF 2020 AND RABI 2020-21

Sl.NO.	Name of the Crop	Existing Scale of Finance for the year 2019-20	Kharif 2020 Proposal	Due Dates	
				Bank level	Member Level
1	Paddy/ పరి	30000 to 34000	34000 to 36000	One year from the date of disbursal of loan	
2	Millets దిరుధాన్యాలు	4000 to 6000	4000 to 6000	"	"
3	Bajra (Irr) స్వజ్ఞలు UI(HYV)	6000 to 6900	6000 to 6900	"	"
4	Jowar (UI)/ జొన్నలు (HYV) / Jowar Local UI	12000 to 15000	8000 to 10000	"	"
5	Maize UI జొన్న/మొక్క జొన్న	26000 to 30000	26000 to 30000	"	"
6	Groundnut UI / వేరుశనగ	28000 to 32000	28000 to 32000	"	"
7	Seasamum UI / సుపులు	8000 to 10000	8000 to 10000	"	"
8	Cotton UI / ప్రత్తి	29000 to 32000	29000 to 32000	"	"
9	Pulses UI(పప్పు దినుసులు/ పెసలు, మినుపులు)	12000 to 14000	20000 to 21000	"	"
10	Sugarcane – Plantation/చెరకు	60000 to 65000	85000 to 86000	"	"
11	Sugarcane –/చెరకు (రాటున్)	44000 to 47000	44000 to 47000	"	"
12	Chillies మిరప	40000 to 50000	40000 to 50000	"	"
13	Banana Tissue Culture (I)/ అరటి 825 bunches	90000 to 100000	90000 to 100000	"	"
14	Banana Non-Tissue culture (Fresh crop) అరటి	75000 to 85000	75000 to 85000	"	"
15	Mango / మామిడి	22000 to 25000	22000 to 25000	"	"
16	Sapota (Chikoo) / వఫోటా	18000 to 20000	18000 to 20000	"	"
17	Cashew / జీడి మామిడి	18000 to 20000	18000 to 20000	"	"
18	Citrus / విమ్మ	26000 to 32000	26000 to 32000	"	"
19	Guava / జామ	20000 to 22000	20000 to 22000	"	"
20	Coconut / కొబ్బరి	32000 to 40000	32000 to 40000	"	"
21	Oilpalm / మావెగింజలు	25000 to 32000	25000 to 32000	"	"
22	ఆంతుర పంట కోకో తోట (అన్ని పంటలు)	20000 to 25000	20000 to 25000	"	"


Sl.NO.	Name of the Crop	Existing Scale of Finance for the year 2019-20	Kharif 2020 Proposal	Due Dates	
				Bank level	Member Level
23	Topiaca/కరపెండలము	15000 to 17000	15000 to 17000	"	"
24	Onion / ఉల్లి	22000 to 25000	22000 to 25000	"	"
25	Vegetable Cultivation / కూరగాయలు	24000 to 26000	24000 to 26000	"	"
26	Aromatic Crops – Lemon Grass: almrosa/Cirtonells/&others బొవడ మొక్కలు	22000 to 25000	22000 to 25000	"	"
27	Mango / Sopota Nursery 40,000 Nos-మామిడి సపోటా నర్సరీ	600000 to 800000	600000 to 800000	"	"
28	Flower Gardening / పువ్వులు	30000 to 33000	30000 to 33000	"	"
29	Elephantiam(Sweet Yam) / కంద	116000 to 122000	116000 to 122000	"	"
30	Sericulture - Mulberry Plantation and silk Worm	1st 55000 to 65000 2nd .40000 to 50000	1st 65000 to 75000 2nd .45000 to 55000	"	"
31	L Vannamel (Prawn culture) (per Acre)	360000 to 425000	360000 to 425000	"	"
32	Tiger Shrimp culture (per Acre)	125000 to 135000	125000 to 135000	"	"
33	Polyculture (Different types of fish)	175000 to 190000	175000 to 190000	"	"
34	Fish Culture in Fresh water (per Acre)	200000 to 250000	200000 to 250000	"	"
35	Mixed Culture (Fish with shrimp / Seampi) (per Acre)	260000 to 300000	260000 to 300000	"	"
36	Pungassius fishculture (per Acre)	600000 to 660000	600000 to 660000	"	"
37	Tilapiaculture (per Acre)	300000 to 310000	300000 to 310000	"	"
38	Crab culture (per Acre)	120000 to 150000	170000 to 175000	"	"
39	Sea bass culture (పండుగప్ప) (per Acre)	500000 to 510000	500000 to 510000	"	"
40	Ornmental Nursary 40000 nos	1500000 to 2000000	1500000 to 2000000	"	"

SCALES OF FINANCES FOR THE YEAR 2020-21


RABI 2020-21

S.NO	Name of the Crop	Existing Rabi 2019 -20 (Rs.per acre)	Rabi 2020-21 Proposal	Due Dates	
				Bank level	Member Level
1	Paddy / పరి	34000 to 38000	34000 to 38000	One year from the date of disbursal of loan	
2	Pulses / పప్పుదినుములు	18000 to 22000	18000 to 22000	"	"
3	Groundnut(Irrigated) వేరుశనగ	28000 to 32000	32000 to 33000	"	"
4	Seasamum(Unirrigated) / మవ్వులు	8000 to 10000	10000 to 11000	"	"
5	పొగాకు Tobacco FCV per Barn	300000 to 350000 (subject to tobacco board rates)	300000 to 350000 (subject to tobacco board rates)	"	"
6	Tobacco – Natu / పొగాకు	28000 to 32000	32000 to 34000	"	"
7	Tobacco - FCV	55000 to 66000	55000 to 66000	"	"
8	Maize (Irr) / మొక్కజొన్న	26000 to 30000	26000 to 30000	"	"
9	Fodder Cultivation	20000 to 25000	20000 to 25000	"	"
10	Red Chillies పిచు		65000 to 68000	"	"
11	Green Chillies	28000 to 30000	28000 to 30000	"	"

NOTE: BANKS ARE FREE TO ADD 10 – 30% OF RECOMMENDED SCALES OF FINANCE TO THE TOTAL ELIGIBLE LOAN, FOR MEETING THE POST HARVEST / CONSUMPTION EXPENSES. THIS ADDITIONAL AMOUNT WILL BECOME PART OF THE ELIGIBLE CROP LOAN AMOUNT TO BE SANCTIONED, BY INDIVIDUAL BANKS, AT THEIR DESCRETION.


P.Praveen Kumar
Chief Executive Officer(I/C)
D.C.C.BANK LTD.,KAKINADA




Anantha Satya Uday Baskar(babu)
Chairperson
D.C.C.Bank Ltd.,Kakinada

All Primary Agrl. Coop. Credit Societies in the District.
Copy to all Deputy General Managers &A.G.Ms. DCCB., Kakinada.
Copy to All Nodal Officers of the Bank.
Copy to all Branch Managers & Supervisors in the District.
Copy submitted to CC & RCS, Andhra Pradesh, Gunturu
Copy to District Coop. Officer, E.G.Dt. Kakinada.
Copy to Divisional Coop. Officers, Kakinada, Peddapuram, Rajahmundry & Amalapuram.
Copy to Joint Director of Agrl., E.G.Dt., Kakinada.
Copy to Asst. Director of Horticulture, E.G.Dt., Kakinada.
Copy to Deputy Director of Sericulture, E.G.Dt., Kakinada.
Copy to Deputy Director of Fisheries, E.G.Dt., Kakinada.
Copy to Reserve Bank of India(Agrl. Department), Hyderabad.
Copy submitted to Managing Director, APCOB, Vijayawada
Copy to NABARD, Regional Office, Hyderabad.
Copy to NABARD, D.D.M., Kakinada.
Copy to Lead Bank Manager with a request to communicate to all Commercial Bank s in the District.
Copy to Bank Auditors.
Copy submitted to the President's Table.
Copy to the Chief Executive Officer's Table.

THE DISTRICT COOPRATIVE CENTRAL BANK LIMITED, KAKINADA

2020-21 PROTECTED CULTIVATION(Horticulture)

S.No.	Component	500 sqmt	1000 sqmt	2000 sqmt	3000 sqmt	4000 sqmt	Financial assistance (Rs.)
		Unit cost per sqmt (Rs.)	Unit cost per sqmt (Rs.)	Unit cost per sqmt (Rs.)	Unit cost per sqmt (Rs.)	Unit cost per sqmt (Rs.)	
1	Poly house	1060	935	890	875	844	50% of cost limited to 4000 sqmt per beneficiary
2	Shadenet house (Dome shape)	710	666	598	580	570	
3	Shadenet house (Flat shape)	652	575	514	498	490	
4	Multi-purpose shadenet house(Flat shape)	698	645	596	578	571	
5	Multi-purpose shadent house - Cable purlin with thermal screens	710	710	710	710	710	
6	Cost of planting material of high value vegetable grown in Poly house (Capsicum,British Cucumber and Tomato indeterminate type)	Rs.140/- per sqmt					50% of cost limited to 4000 sqmt per beneficiary
7	Cost of planting material and cultivation of Orchids and Anthurims under Poly house / Shadenet house	Rs.700/- per sqmt					
8	Cost of planting material and cultivation of Carnation and Gerbera under Poly house / Shadenet house	Rs.610/- per sqmt					
9	Cost of planting material and cultivation of Rose Chrysanthemum and Lillum under Poly house / Shadenet house	Rs.426/- per sqmt					


P.Praveen Kumar
Chief Executive Officer (I/C)
D.C.C.Bank Ltd.,Kakinada





Anantha Satya Uday Baskar(babu)
Chairperson
D.C.C.Bank Ltd.,Kakinada

THE DISTRICT CO-OPERATIVE CENTRAL BANK LTD., KAKINADA.

Animal Husbandry Department

SCALES OF FINANCE FOR THE YEAR 2020-21

S.NO.	Kind of Unit	Unit cost	Scale of finance
1	Diary unit		
	Cow (8-10 lts)	58000-61000(Excluding Trasport)	7000-8000/Animal /Month
	Buffalo (8-10 lts)	63150-66150(Excluding transport)	8000-9000/Animal/month
2	Sheep /Goat (20+1)	Rs.1,00,000/-	30000-35000/Annum
3	Poultry		
	Broiler farming		60-70 per Bird per Batch
	Layer farming		150 per Bird per Annum



P. Praveen Kumar
Chief Executive Officer(I/C)
D.C.C.Bank Ltd., Kakinada





Anantha Satya Uday Baskar(babu)
Chairperson
D.C.C.Bank Ltd., Kakinada